

AUTOMOTIVE
AEROSPACE / DEFENCE
RAIL / MARINE
HEAVY TRANSPORTATION
& OTHER INDUSTRIES

TRIGO 
Global Quality Solutions



TRAINING & COACHING SERVICES

**EXPERT IN QUALITY
OPERATIONAL EXCELLENCE
ESG & SUPPLY CHAIN**

www.trigo-group.com

July 2024 - EN v1

THEY TRUST US

SOME ACCREDITED TRAINING COURSES WITH KEY PARTNESHIPS



*In partnership with
EURO-SYMBIOSE



TRIGO SERVING THE WORLD'S MOST SUCCESSFUL OEMs & THEIR SUPPLIERS



Automotive



Aerospace / Defense



Heavy Transportation



Powersports / Utility Vehicles



Rail / Marine



Other Manufacturing (luxury,
electronics, renewable energy...)

KEY FIGURES



+550
MANUFACTURING SITES
WITH PERMANENT
TRIGO TEAMS



+28
COUNTRIES COVERED
WITH LOCAL TEAMS



+2500
ENGINEERS AND
TECHNICIANS



+2000
SUPPLIERS WHO
WORK WITH US



+25
YEARS OF
EXPERIENCE



+10000
PROFESSIONALS

OUR FOOTPRINT

AMERICAS

Brasil | Canada
Mexico | USA

AFRICA

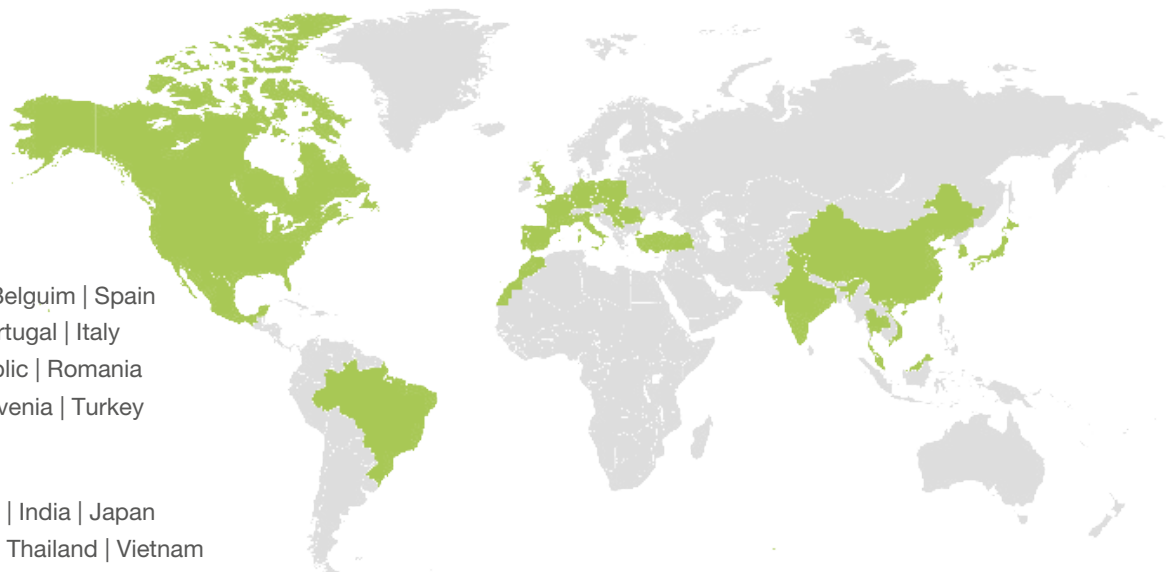
Morocco

EUROPE

Germany | England | Belgium | Spain
France | Hungary | Portugal | Italy
Poland | Czech Republic | Romania
Serbia | Slovakia | Slovenia | Turkey

ASIA

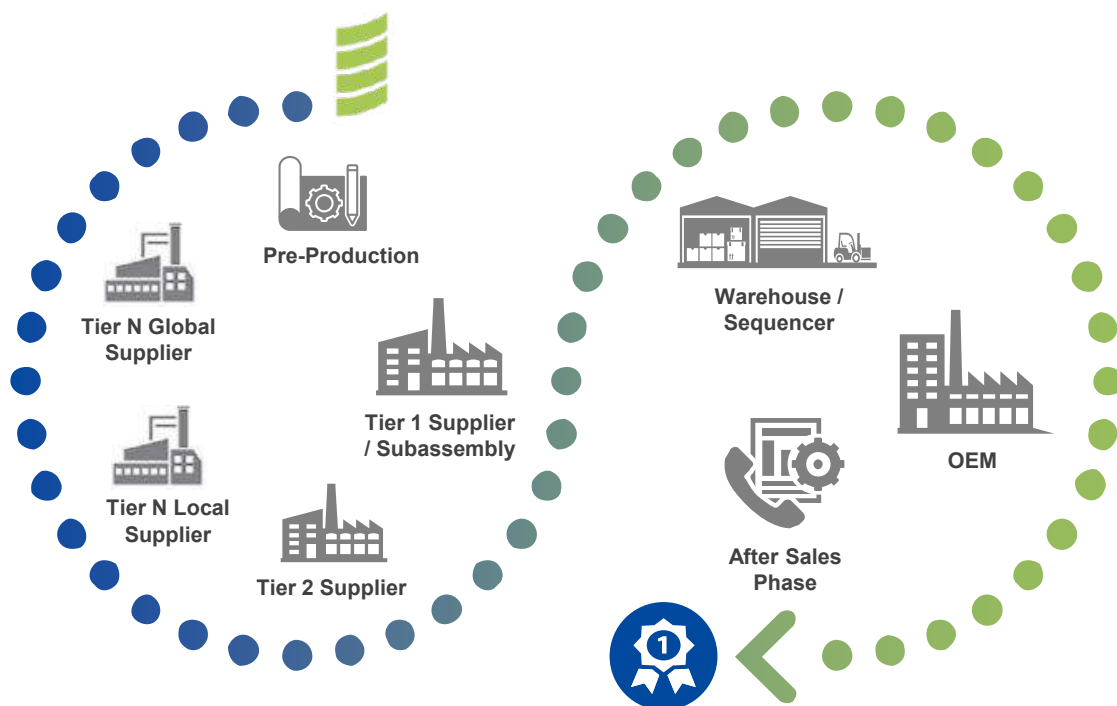
China | South Korea | India | Japan
Malaysia | Singapore | Thailand | Vietnam





WE CAN SOLVE YOUR CHALLENGES THROUGHOUT THE SUPPLY CHAIN

- Our Purpose:**
 We believe that Quality is essential for manufacturing performance and sustainability.
- Our Vision:**
 Quality is achieved by combining the right people, processes and technologies.
- Our mission:**
 To provide global quality solutions that optimize the performance of industrial supply chains.



We focus on helping our customers prevent potential quality challenges, as well as solving them down to the root cause if and when they occur.



TRIGO ARE EXPERTS IN QUALITY, OPERATIONAL EXCELLENCE, ESG & SUPPLY CHAIN



MANAGEMENT

- Process-based management
- Project / Production management...

MANAGEMENT SYSTEMS

- ISO 9001 / 14001 / 45001 / 50001 / 19011 ...
- IATF 16949 / A-SPIICE® / EN9100 / ISO 22163...

CYBERSECURITY

- ISO 27001
- ISO/SAE 21434

ENVIRONMENTAL SOCIAL & GOVERNANCE

- ISO 26000
- Carbon Footprint...

CUSTOMER SPECIFIC REQUIREMENTS

- STELLANTIS APQP PPAP / CTF & PIS / MRS...
- RENAULT RGPQP
- VW / BMW / MERCEDES-BENZ / FORD / JLR

SUPPLIER DEVELOPMENT

- Supplier management / Supplier Quality Auditor
- Supply Chain Auditor

OPERATIONAL EXCELLENCE

- Six Sigma Yellow / Black / Master Black Belt
- Lean Basics / Kaizen / VSM / 5S / SMED / TPM...

TOOLS & METHODS

- APQP / PPAP / FMEA / MSA / SPC / Control Plan
- Problem-solving 8D / QRQC...

TECHNICAL SKILLS

- Electrical qualifications
- Electrical batteries
- CQI-9/11 / NADCAP / GD&T

SOFT SKILLS

- Train-The-Trainer

TRAINING SERVICES

TRIGO has an extensive expertise in quality, operational excellence, ESG & supply chain with 150+ training modules

IN-COMPANY / DEDICATED TRAINING

- Dedicated for one customer
- Standard or Customized (company's case studies)

TRAINING-ACTIONS / COACHING

- Dedicated for one customer
- Tailor-made

OPEN-SESSIONS / PUBLIC SEMINARS

- Multi-clients
- Standard

E-LEARNING

- Short awareness / introduction training
- Standard or tailor-made

FACE-TO-FACE

at Client's Site

at TRIGO's site

REMOTE

Zoom®

or

Teams®

Pedagogical engineering adapted

on our platform or client's platform



CLICK HERE FOR ANY QUESTION AND QUOTATION REQUEST



GLOBAL TRAINING

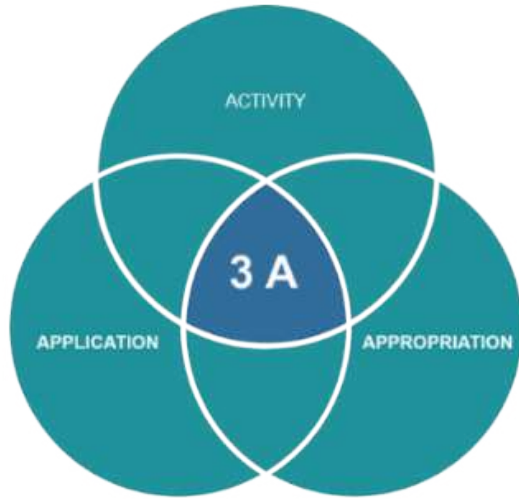
PLANNING OF OPEN SESSIONS / PUBLIC SEMINARS

23 July 2024

JULY 2024				
APQP PPAP HARMONIZED STELLANTIS v2022	on July 25 & 26	Remote	Roma time slot	in Italian
STELLANTIS - CTF & PIS: PRODUCT & PROCESS CONFORMITY MONITORING	on July 29	Remote	Bratislava time slot	In Slovakian
STELLANTIS - CTF & PIS: PRODUCT & PROCESS CONFORMITY MONITORING	on July 30	Remote	Bratislava time slot	in English
RGQP RENAULT V1.0	on July 29 & 30	Remote	Bratislava time slot	In English
SEPTEMBER 2024				
Six Sigma Green Belt	on Sept 5&6; Oct 9, 10&11; Nov 25&26; Dec 16,17,18&19	Remote	Paris time slot	in French
AIAG APQP 3rd edition and Control Plan 1st edition (TRANSITION)	on Sept 6	Remote	Paris time slot	in French
STELLANTIS - CTF & PIS: Product & Process conformity monitoring	on Sept 6	Remote	Paris time slot	in English
APQP PPAP HARMONIZED STELLANTIS	on Sept 5 & 6	Remote	Bratislava time slot	In Slovakian
ISO 9001 & IATF 16949 - Quality Management Systems requirements for Automotive	on Sept 9, 10 & 11	Tanger	Rabat time slot	in French
ISO 28000 - Managing your CSR project according to ISO 26000	on Sept 9 & 10	Remote	Paris time slot	in French
RGQP RENAULT V1.0	on Sept 9 & 10	Remote	Bratislava time slot	in English
ISO 9001 & IATF 16949 - Quality Management Systems requirements for Automotive	on Sept 11, 12, 13	Remote	Bratislava time slot	In Slovakian
ISO 14001 - Environmental Management System: standard requirements	on Sept 12 & 13	Tanger	Rabat time slot	in French
RGQP RENAULT V1.0	on Sept 16 & 17	Remote	Lisbon time slot	in Portuguese
FAI (according to EN9102 & RM 13102) and PPAP (according to AS/EN9145 & RM 13145)	on Sept 17	Paris	Paris time slot	in French
STELLANTIS - CTF & PIS: PRODUCT & PROCESS CONFORMITY MONITORING	on Sept 20	Remote	Bratislava time slot	In Slovakian

More than 250 open-session scheduled each year:
see the planing on our website by [clicking here](#)

TRAINING PEDAGOGY



TRIGO 3A® PEDAGOGICAL MODEL

PARTICIPATIVE, FUN AND ACTION-ORIENTED TEACHING METHOD

to allow a real understanding of the issues, a quick appropriation of the contents and, finally, an adapted application of the subject.

CHAPTER 1: INTRODUCTION

LET'S START BY TESTING YOUR KNOWLEDGE

What PSW is used to confirm that the supply of components meets the customer requirements and specifications?

Part Submission Warrant

Right The answer is: Part Submission Warrant.

- Document used to confirm that the supply of components meets the customer requirements and specifications.
- A PSW document is required whenever a product or process change is implemented that can affect or impact customer requirements.

Next

STELLANTIS TRIGO

before the production in the assembly plant of the first saleable vehicles.

E-LEARNING PROGRAM

- Chapter 1: Introduction (15 min)
- Chapter 2: APQP grid (10 min)
- Chapter 3: Rating rules (10 min)
- Chapter 4: Roles & Responsibilities (5 min)
- Chapter 5: Conclusion (10 min)

STELLANTIS TRIGO

PERSONAL IMPROVEMENT PLAN

Self-Assessment
Action to be carried out?

Everybody, on your workbook or a flipchart sheet with the model below:

- Self-Assesses - on a scale of 1 to 5 - the compliance with APQP PPAP STELLANTIS Requirements.
- Identify on post-it notes the actions to be carried out.

APQP Phases #	Self-Assessment					What are the main issues in my organization / company / team, compared with APQP PPAP STLA requirements?	Actions to meet APQP PPAP STLA requirements?
	1	2	3	4	5		
01							
02							
03							
04							
05							

STELLANTIS TRIGO

Gamification / Video / Personal Improvement Plan
E-learnings pre & post-sessions

REMOTE SESSIONS

ONLINE TRAINING

1

HOW TO JOIN THE SESSION?

Use the link included in our invitation
Be installed in a quiet, isolated place ; set yourself to “unavailable” status on Teams
Please connect 5 minutes before the start of the session

2

WHAT EQUIPMENT IS NEEDED?

Have a PC with a microphone, a webcam and, if possible, a headset for greater comfort
Have a good Internet connection, to be tested before the session
background screens are available on Zoom or Teams to blur or hide the rear view

3

SPECIFIC CONDITIONS:

Participants from the same organization should not be grouped together in the same room but each at his/ her own desk, to avoid any side discussions during the session
Virtual sub-groups will be specially created for the exercises, which will also enable mixed groups
Remote qualification/certification exams must be taken with camera and microphone open
We may also need to check that you are alone in the room

4

WHERE TO FIND THE TRAINING MATERIALS?

A few days before the course, digital training materials are made available to participants with all documents and exercises

5

DO YOU NEED HELP?

Your trainer and our teams are available to answer your questions
The e-mail addresses are included in the invitation



E-LEARNING

IN ADDITION TO OPEN-SESSION & IN-COMPANY TRAINING, TRIGO OFFERS E-LEARNING SOLUTIONS

FLEXIBLE, PRACTICAL AND INTERACTIVE:

- Enhance your training offer with a fun learning method
- Effective upskilling of your knowledge in a specific area
- Introduce complex concepts in an interactive way
- Adapt to learners' pace and constraints
- Learning platform offer a variety of multimedia resources, including videos, interactive courses and online discussions
- Track and record the validation of participant achievements

TAILOR-MADE E-LEARNING:

Our experts will assess your needs and design e-learning solutions tailored to your company's context and challenges.

Based on your specifications, we will build your e-learning together:

- Drafting the storyboard: objectives, sequences, assessments
- Creation of the e-learning module content
- Designing of visuals and interactive activities
- Manage access to the module for all your staff
- Technical support from our experts

Follow the results in real time by consulting the connection rate and the success rate for all your employees.



TRIGO TRAINING & COACHING ADVANTAGES

✓ TRIGO is Global

covering all the continents, 28 countries and offering with the same training programs.

✓ TRIGO is Local

with capacity to provide face to face & onsite sessions at customer's site with native languages (25+ language spoken)

✓ TRIGO has training partnerships

with major OEMs and global industrial players

✓ TRIGO has a +35 years of experience

with training & coaching services

✓ TRIGO has an extensive expertise in quality, operational excellence, ESG & supply chain

with 150+ training modules

✓ TRIGO has a R&D process

to design in working groups the training modules and improve them, by capitalizing on TRIGO Expert-Consultants' experience, lessons learned and customer feedback

✓ TRIGO has a team of 120 consultants

most of them TRIGO employees with large capacity and allowing flexibility

✓ TRIGO has a full range of Training & Coaching services with:

- in-company training (Standard, Adapted / Customised)
- open-session/ public seminar
- E-learning
- Training-action / Coaching

✓ TRIGO has a specific pedagogical model (3A model)

to create training material based on practical application & innovative tools (gamification / Video / Personal Improvement Plan, e-learning ...)

+10000
PARTICIPANTS/ YEAR

+25
SPOKEN LANGUAGES
BY TRIGO TRAINERS

+150
TRAINING
MODULES

+120
CONSULTANT-EXPERT
QUALIFIED TRAINERS

+2000
ACTIVE CLIENTS
THESE LAST 5 YEARS

MISSIONS
ONSITE OR
REMOTE

TRIGO COACHING / ACTION-TRAINING



TRIGO supports your organization to deploy on your site with your teams the industrial standards and " best-practices " to make your teams progress towards an operational competence and an effective autonomy:

- Post-training roll-out of Tools & Methods
- Facilitation of workshops and pilot project implementation
- Coaching to perform audit on the field
- Improvements of your tools and methods in project, launch and Mass Production phases



Examples of mission :

- Facilitation of Lean / Kaizen workshops: 5S, VSM, SMED, TPM, KANBAN
- Facilitation of FMEA Product-Process sessions
- Deployment of the Six SIGMA approach (STAR program),
- Improvement of problem-solving methods (8D, DMAIC, QRQC, A3)
- Improvement of project management
- Implementation of a process map



Customer Quality Manager

Non-contractual photo

IMPLEMENTING A PROBLEM-SOLVING APPROACH :

TESTIMONIAL ”

« This project is a real challenge. We've been trying to improve for several years now, but the projects haven't always come to fruition. François DUJARDIN, the Quality Manager, and I have studied all the possible solutions for anchoring the approach. Communication and valuing people is the focus we have chosen to make the methodology sustainable. The cases that have been initiated are monitored by referral coordinators who have been coached by François DUJARDIN so that they can (1) roll out the training to their colleagues and (2) ensure that the actions undertaken are followed up. Qualifying and professionalising the referrers is an essential step, and we also do a lot of internal communication. »

COMMUNICATION

Take a look at our range of services and register online for our training courses at:

▶ www.trigo.com



Newsletter

The newsletter will keep you informed with news, advice, testimonials and events related to performance improvement

▶ [Click here to subscribe to the newsletter](#)



You can also find us on [LinkedIn](#) !

GLOBAL TRAINING TRIGO SERVICES SALES CONTACT LIST

EUROPE & MIDDLE EAST

BELGIUM	Alice PAJOT	service.clients@euro-symbiose.fr	+ 33 2 51 13 95 36
CZECH REPUBLIC	Paulina HANGYA	paulina.hangya@trigo-group.com	+ 421 911 432 566
FRANCE	Alice PAJOT	service.clients@euro-symbiose.fr	+ 33 2 51 13 95 36
GERMANY	Nina MONSER	nina.monser@trigo-group.com	+ 49 152 532 786 86
HUNGARY	Edina HARTMANN	edina.hartmann@trigo-group.com	+ 36 30 729 9669
ITALY	Alice PAJOT	service.clients@euro-symbiose.fr	+ 33 2 51 13 95 36
POLAND	Marcin PASTERNAK	marcin.pasternak@trigo-group.com	+ 48 535 879 300
PORTUGAL	Ana PARDAL	ana.pardal@trigo-group.com	+ 351 961 020 251
ROMANIA	Ramona-Edelina BALINT	edelina.balint@trigo-group.com	+ 40 79 920 8257
SERBIA	Marko JOKSIMOVIC	marko.joksimovic@trigo-group.com	+ 381 60 60 50 151
SLOVAKIA	Paulina HANGYA	paulina.hangya@trigo-group.com	+ 421 911 432 566
SLOVENIA	Matej PAVŠEK	matej.pavsek@trigo-group.com	+ 386 41 291 134
SPAIN	Iago CRUZ	iago.cruz@trigo-group.com	+ 34 674 173 194
SWITZERLAND	Alice PAJOT	service.clients@euro-symbiose.fr	+ 33 2 51 13 95 36
TURKEY	Ergun YENIGUN	ergun.yenigun@trigo-group.com	+ 90 539 9207732
UNITED KINGDOM	Penny FRY	trigouk.info@trigo-group.com	+ 44 156 477 7740

NORTH AFRICA

MOROCCO	Karima EL HAMDIOUI	service.clients@euro-symbiose.ma	+ 212 6 91 00 06 46
TUNISIA	Karima EL HAMDIOUI	service.clients@euro-symbiose.ma	+ 212 6 91 00 06 46

ASIA

CHINA	Shuo CHEN	beijing.sec@trigo-group.com	+ 86 138 1000 6174
JAPAN	Shuo CHEN	beijing.sec@trigo-group.com	+ 86 138 1000 6174
INDIA	Abhishek MISHRA	abhishek.mishra@trigo-group.com	+ 91 860 010 7403
MALAYSIA	Shuo CHEN	beijing.sec@trigo-group.com	+ 86 138 1000 6174
SOUTH KOREA	Gihoon KIM	gihoon.kim@trigo-group.com	+ 82 10 4316 2233
VIETNAM	Shuo CHEN	beijing.sec@trigo-group.com	+ 86 138 1000 6174
THAILAND	Thanawat PHUTWAI	thanawat.phutwai@trigo-group.com	+ 66 89 83 48 188

AMERICAS

BRAZIL	Jennifer SANTOS	jennifer.santos@trigo-group.com	+ 55 19 3371-7290
CANADA	Selina KANJI	selina.kanji@trigo-group.com	+ 800 263-3735 ext. 3325
MEXICO	Lisuly GARNICA	lisuly.garnica@trigo-group.com	+ 52 (444) 165 0758
USA	Selina KANJI	selina.kanji@trigo-group.com	+ 800 263-3735 ext. 3325

CUSTOMER SATISFACTION

96%

PARTICIPANT GLOBAL SATISFACTION

98%

RELEVANCE OF CONSULTANT ANSWER SATISFACTION

97%

TRAINING MATERIAL SATISFACTION

OUR VALUES



GLOBAL TEAM SPIRIT

Excellence is at the heart of our values through the expertise and seniority of our consultants, the experience of our sales representatives and the strength of our support teams.



CUSTOMER FOCUS

In a very operational way, our consultants share their know-how in order to make you autonomous and thus guarantee the durability of the steps taken.



EXCELLENCE

Customer satisfaction is our priority. We do our utmost to respond quickly to your needs with tailor-made solutions that will improve your performance in the long term.



INITIATIVE

Our participative, and action-oriented teaching method allows a real understanding of the issues, a rapid appropriation and an adapted application of the subject.

TABLE OF CONTENTS

GLOBAL TRAINING PRESENTATION	3
---	---

MANAGEMENT

MGT004 Manage the improvement of your process performance	21
MGT006 Facilitating an effective management review	22
MGT010 Project Management – The essentials of Project Manager's role	23
MGT020 Product safety management – Responsibilities & organisation	24
MGT100 Process management in the automotive industry	25

MANAGEMENT SYSTEMS

MSY001 ISO 9001 – Quality Management System: standard requirements	27
MSY002 ISO 9001 – 1 st & 2 nd party Auditor, Quality Management System	28
MSY003 ISO 9001 – Internal Auditor (EXG)	29
MSY004 ISO 9001 – Lead Auditor (EXG)	30
MSY105 ISO 9001 – Internal Auditor with emphasis on IATF 16949 (EXG)	31
MSY106 ISO 9001 – Lead Auditor with emphasis on IATF 16949 (EXG)	32
MSY011 ISO 45001 – Occupational Health & Safety Management System: standard	33
MSY012 ISO 45001 – 1 st & 2 nd party Auditor	34
MSY021 ISO 14001 – Environmental Management System: standard requirements	35
MSY022 ISO 14001 – 1 st & 2 nd party Auditor, Environmental Management System	36
MSY031 ISO 50001 – Energy management system: standard requirements	37
MSY032 ISO 50001 – Energy management system: auditor 1 st & 2 nd party	38
MSY041 Integrated Management System (IMS): Build a QHSEE management system	39
MSY042 ISO 9001 / 14001 / 45001 – QSE Management Systems: auditor 1 st & 2 nd party	40
MSY051 ISO/IEC 17025 – Testing and calibration laboratories: standard requirements	41
MSY052 ISO/IEC 17025 – Testing and calibration laboratories: auditor 1 st & 2 nd party	42
MSY061 ISO 22301 – Business Continuity Management System: standard requirements	43
MSY092 ISO 19011 – Guidelines for auditing management systems	44
MSY100 IATF 16949 – Certification rules (RULES 6 th)	45
MSY101 ISO 9001 & IATF 16949 – QMS requirements for Automotive	46
MSY102 IATF 16949 – 1 st & 2 nd party Auditor, Quality Management Systems for Automotive	47
MSY103 IATF 16949 – Quality Management Systems for Automotive: third-party Auditor	48
MSY104 IATF 16949 – 1 st & 2 nd party Auditor, Skills enhancement	49

TABLE OF CONTENTS

TRAINING CATALOGUE



MANAGEMENT SYSTEMS

MSY112	Monitoring the audit of CSRs (Customer Specific Requirements)	50
MSY200	AQAP 2110 – NATO Quality Assurance Requirements for design, dev.prod	51
MSY201	AS/EN 9100 – QMS for aviation, space and defence: standard requirements	52
MSY202	AS/EN 9100 – QMS for aviation, space and defence: auditor 1 st & 2 nd party	53
MSY211	AS/EN 9110 – QMS for aviation maintenance organizations: standard requirements	54
MSY212	AS/EN 9110 – QMS for aviation maintenance organizations: auditor 1 st & 2 nd party	55
MSY221	AS/EN 9120 – QMS for aviation, space and defence distributors	56
MSY232	Lead Auditor in Aviation, Space and Defence in accordance with AS/EN 9101 and RM 13005: auditing skill improvement	57
MSY301	ISO 22163 – Railway Quality Management System: standard requirements	58

CYBERSECURITY / INFORMATION SYSTEMS

CYB101	ISO/SAE 21434 – Road vehicles cybersecurity engineering : standard requirements	60
---------------	---	----

TOOLS & METHODS

TM011	Risk Management during project development	62
TM016	FMEA Facilitator: facilitate FMEA workshop successfully	63
TM021	Design FMEA – Failure Mode & Effect Analysis	64
TM031	PFMEA – Process Failure Mode & Effect Analysis	65
TM033	Machinery FMEA: control the risks of malfunctions and hazards on equipment	66
TM051	DOE – Design of Experiments	67
TM061	TRIZ method – Encouraging creativity, stimulating the search for innovative solution	68
TM072	Production Process Auditor	69
TM080	Problem-solving methods: PDCA, 5W2H, Ishikawa-5M, 5Why	70
TM084	Discovering QRQC – Managing problem-solving in the workplace	71
TM100	Automotive Core Tools AIAG (APQP / PPAP / FMEA / MSA / SPC / Control Plan)	72
TM101	Discovering the specific quality requirements of the German automotive industry	73
TM102	Audit the Core Tools AIAG referenced in IATF 16949	74
TM110	APQP/PPAP basics in automotive, according to AIAG manual	75
TM111	APQP according to AIAG manual	76
TM113	AIAG APQP 3 rd edition and Control Plan 1 st edition (TRANSITION)	77
TM114	PPAP according to AIAG manual	78
TM116	Control Plan according to AIAG manual	79
TM120	Design FMEA according to the AIAG-VDA manual	80

TABLE OF CONTENTS

TRAINING CATALOGUE



TOOLS & METHODS

TM121	Design FMEA – Transition to the AIAG-VDA manual.....	81
TM123	FMEA MSR – Supplement to the DFMEA according to AIAG-VDA manual.....	82
TM124	Functional Analysis.....	83
TM125	E-learning Design FMEA according to the AIAG-VDA manual (1hr).....	84
TM130	Process FMEA according to the AIAG-VDA manual.....	85
TM131	Process FMEA – Transition to the AIAG-VDA manual.....	86
TM134	FMEA AIAG-VDA – Raising awareness for managers.....	87
TM135	E-learning Process FMEA according to the AIAG-VDA manual (1hr).....	88
TM136	D & P-FMEA according to the AIAG-VDA manual.....	89
TM137	CQI-27 – DRBFM, according to AIAG manual.....	90
TM139	Reverse FMEA.....	91
TM150	MSA (Measurement System Analysis) according to AIAG manual.....	92
TM160	SPC (Statistical Process Control) according to AIAG manual.....	93
TM161	Expert in Statistical Process Control (Core Tools AIAG).....	94
TM163	Manufacturing process capabilities.....	95
TM180	8D problem-solving.....	96
TM182	CQI-8 – LPA (Layered Process Audit) according to AIAG manual.....	97
TM210	APQP/PPAP basics in aerospace-defence.....	98
TM211	APQP/PPAP – Quality project management in aerospace-defence, according to SCM,AS/EN 9145, AS 13100 & RM 13145.....	99
TM213	FAI and PPAP in Aerospace.....	100
TM220	Design FMEA in aerospace-defence, according to SCM, AS 13100 & RM 13004.....	101
TM224	Special requirements, critical elements & key characteristics in aerospace-defence.....	102
TM230	Process FMEA in aerospace-defence, according to SCM, AS13100 & RM13004.....	103
TM240	Implement a control plan, according to ASD requirements.....	104
TM250	MSA in aerospace-defence, according to AS 13100 & RM 13003.....	105
TM264	Optimize configuration management in aerospace-defence.....	106
TM267	Human Factors: understand and control their impacts and possible link with SMS.....	107
TM268	Counterfeit part management, according to EN 9100, EN9120, AS 5553, AS 6174 requirements.....	108
TM269	FOD - Foreign Object Damage, according to AS/EN9146.....	109
TM280	9S/8D problem-solving, according to ARP/EN 9136.....	110

ESG

ESG006	Corporate Environmental Social and Governance (ESG) - Basics.....	112
ESG007	Corporate Environmental Social and Governance (ESG) - Officer.....	113
ESG008	Corporate Environmental Social and Governance (ESG) - Expert.....	114

TABLE OF CONTENTS

TRAINING CATALOGUE



CUSTOMER SPECIFIC REQUIREMENTS

CSR100	STELLANTIS – Quality Standards.....	116
CSR101	STELLANTIS – APQP PPAP Harmonized v2022	117
CSR103	STELLANTIS – APQP PPAP Harmonized v2022 - Transition.....	118
CSR105	STELLANTIS – B2B Portal APPLICATIONS (ex-PSA B2B portal).....	119
CSR109	STELLANTIS – CTF & PIS: Product & Process conformity monitoring.....	120
CSR110	STELLANTIS – MRS basics (NSA, PPQ, MPA, MPA2).....	121
CSR111	STELLANTIS – MRS requirements (NSA, PPQ, MPA, MPA2).....	122
CSR112	STELLANTIS – MRS requirements & self-assessment (NSA, PPQ, MPA, MPA2).....	123
CSR115	STELLANTIS – Capacity Assessment tool (CAT).....	124
CSR130	RENAULT – RGPQP.....	125
CSR190	VOLVO TRUCKS - Quality standards.....	126

SUPPLIER DEVELOPMENT

SD001	Manage your suppliers successfully: sourcing, assessment and supplier performance.....	128
SD002	Supplier Quality Auditor: assess and improve supplier quality performance.....	129
SD012	Supply Chain Auditor: assess and improve supplier On Time Delivery rate (OTD).....	130

OPERATIONAL EXCELLENCE

OE010	Six Sigma White Belt: Introduction.....	132
OE011	Six Sigma Yellow Belt qualification.....	133
OE013	Six Sigma Green Belt qualification.....	134
OE015	Minitab.....	135
OE016	Six Sigma Black Belt qualification.....	136
OE019	Six Sigma Champion: manager of Green & Black Belt.....	137
OE020	Lean manufacturing, the basics : why it will make you more efficient?.....	138
OE021	LEAN Manufacturing / KAIZEN	139
OE024	VSM: Build a Value Stream Map	140
OE026	Production Cycle Times : Practical studies according to REFA methodologies.....	141
OE027	SMED: training-workshop - reduce your series changeover times.....	142
OE028	5S Workshop.....	143
OE030	TPM: Total Productive Maintenance - Pilot workshops.....	144
OE031	Ergonomics Improvement in the Workplace.....	145

TECHNICAL SKILLS

TEC109	CQI-9 – Special process: heat treat system assessment, according to AIAG manual.....	147
TEC111	CQI-11 – Special process: plating system assessment, according to AIAG manual.....	148
TEC120	Battery – requirements and legislation awareness.....	149

SOFT SKILLS

SOFT001	Train-The-Trainer.....	151
----------------	------------------------	-----

GLOBAL CONTACTS

152



TRAINING COURSES

MANAGEMENT

SECTORS: GENERIC MANAGEMENT

○ TRAINING QUALIFICATION CERTIFICATE

OBJECTIVES

- Integrate the role of the process pilot in initiating and driving performance improvement
- Build and analyse the data of the process dashboard
- Know how to prepare and conduct the process review and define an action program
- Identify and accelerate the added value of your process
- Know how to prepare and be prepared for a process performance audit.

TRAINING PROGRAM:

1. Introduction of the topic
2. Preparing and conducting the process review
3. Concluding the process review
4. Check the relevance of your scorecard
5. Understand the behaviour of your process and interpret the data to improve
6. Identify and accelerate value creation in your process
7. Know how to prepare and be prepared for the performance audit of your process
8. Develop the work to be done during intersession
9. Feedback on the application of the methods and tools taught

TRAINING METHOD

A case study all along the course serves as a basis for the use of the tools proposed. The debriefing of the case study activities initiates the transposition to the situation of each participant.

Post-training feedback enables participants to share their experiences and validate their understanding of the tools and methods taught.

For dedicated training, a preparation session enables us to adapt the training to the company's specific objectives and context.

FOR MORE INFO

[Visit the website](#)

RECOMMENDED FOR

Process pilot
Quality / QHSE managers and engineers
Head of Department

PREREQUISITES

No prerequisite

DURATION

3 days (2+1)

NUMBER OF PARTICIPANTS

3 (min) to 12 (max)

DELIVERY METHOD

Onsite or [Remote session](#)

TRAINING MATERIALS

Participant file containing the training material and exercises
Design and/or adjustment of the training modules according to the company's needs: additional trainer days to be defined on a case by case basis

LANGUAGES

Training material: English / French

Trainers: 25+ spoken languages by TRIGO trainers all over the world

EVALUATION METHOD

Knowledge test (Multi Choice Questions)

TO GO FURTHER

Consulting services for implementation in your company

[Contact Us](#)

SECTORS: GENERIC
MANAGEMENT

○ TRAINING QUALIFICATION CERTIFICATE

OBJECTIVES

- An understanding of the issues at stake in a management review and how to facilitate it.
- To know how to prepare for a management review in order to make it a more effective process.
- Conducting a management review.
- Facilitating the management review report.

TRAINING PROGRAM:

1. Introduction and definitions.
2. Elements from management standards.
3. Prepare the management review.
4. Conduct a management review.
5. Conclude the management review and write the minutes.

TRAINING METHOD

Alternate between theory and practical experience.

Exercises on the basis of a fictive company.

Completion Personal Improvement Plan.

FOR MORE INFO

[Visit the website](#)

RECOMMENDED FOR

Director.

Quality manager.

Process owner or pilot.

PREREQUISITES

No prerequisites

DURATION

1 day

**NUMBER OF
PARTICIPANTS**

3 (min) to 12 (max)

DELIVERY METHOD

Onsite or [Remote session](#)

TRAINING MATERIALS

Participant file containing the training material and exercises

Design and/or adjustment of the training modules according to the company's needs: additional trainer days to be defined on a case by case basis

LANGUAGES

Training material: English / French

Trainers: 25+ spoken languages by TRIGO trainers all over the world

EVALUATION METHOD

Knowledge test (Multi Choice Questions)

TO GO FURTHER

Consulting services for implementation in your company

[Contact Us](#)

SECTORS: GENERIC
MANAGEMENT

○ TRAINING QUALIFICATION CERTIFICATE

OBJECTIVES

- Understand your own role as a project team leader
- Identify project stakeholders and satisfaction aspects
- Know how to manage a project effectively: resources, indicators, planning and milestones, communication with stakeholders
- Identify risks and reasons for failure
- Apply the appropriate project management tools at various stages of the project

TRAINING PROGRAM:

1. Introduction to project management
2. The birth of a project
3. Setting up the project
4. Project management
5. Resources in the project
6. Closing the project
7. Project methods.

TRAINING METHOD

Practical application to the case study + a synthesis of the activities and practical exercises conducted will help each participant to identify areas for progress that can be applied in his or her own environment.

FOR MORE INFO

[Visit the website](#)

RECOMMENDED FOR

Project Managers and leaders
Quality managers and engineers
Department managers
Management teams
Internal & suppliers auditors

PREREQUISITES

Identifying prerequisites

DURATION

2 days

NUMBER OF PARTICIPANTS

4 (min) to 12 (max)

DELIVERY METHOD

Onsite or [Remote session](#)

TRAINING MATERIALS

Participant file with presentations delivered during the course and exercise materials. Training materials in digital format are made available to trainees a few days before the course

LANGUAGES

Training material: English, French, Hungarian, Romanian
Trainers: 25+ spoken languages by TRIGO trainers all over the world

EVALUATION METHOD

Knowledge test (Multi Choice Questions)

TO GO FURTHER

Consulting services for implementation in your company

[Contact Us](#)

TESTIMONIES

" I was able to deepen my knowledge of the process. Lots of interaction and friendliness."

Julie D.,
VERESCENCE

SECTORS: GENERIC MANAGEMENT

TRAINING QUALIFICATION CERTIFICATE

OBJECTIVES

- Discover the regulatory context and understand the requirements in terms of product safety
- Understand the legal and penal responsibilities involved in product safety, and how to protect yourself from them
- Understand why this liability may arise even though the product is in compliance with the specifications
- Understand the role of the PSCR required by German car manufacturers
- Discover how to carry out preventive market surveillance as one of the entry points to product safety
- To know how to react in case of proven product safety risks
- The scope of this training: industrial products intended for the general public, excluding food products, pharmaceuticals, medical devices

TRAINING PROGRAM:

1. Introduction to the legal foundations
2. Roles and responsibilities of management
The organization of product safety (delegation, skills required)
PSCR a key role, required in the German automotive industry
3. Construction and control of product safety within the processes of its organization
4. Preventive market monitoring: sources of information(RAPEX, OECD website, etc.)

How to react when a product safety risk is identified: Escalation process within the organization, towards customers, suppliers and authorities.

TRAINING METHOD

This course provides hands-on training for all phases of the audit, using our ECOSEAT case study: drawing up the audit questionnaire, conducting auditor/ auditee interviews, drafting the audit report and conducting the closing meeting.

This course is based on the culture of performance measurement, indicators and risk analysis, so that the audit is used as a powerful tool for continuous

FOR MORE INFO

[Visit the website](#)

RECOMMENDED FOR

Members of the management team. Heads of department

PREREQUISITES

No prerequisites

DURATION

1 day

NUMBER OF PARTICIPANTS

3 (min) to 12 (max)

DELIVERY METHOD

Onsite or [Remote session](#)

TRAINING MATERIALS

Participant file containing the training material and exercises. Training materials in digital format are made available to trainees a few days before the course

LANGUAGES

Training material: English / French

Trainers: 25+ spoken languages by TRIGO trainers all over the world

EVALUATION METHOD

Knowledge test (Multi Choice Questions)

TO GO FURTHER

Consulting services for implementation in your company

[Contact Us](#)

SECTORS: AUTOMOTIVE
MANAGEMENT

○ TRAINING QUALIFICATION CERTIFICATE

OBJECTIVES

- Identify the responsibilities and tasks of a process owner as required by IATF 16949
- Practice (using a case study) the various activities to be carried out by the process owner
- Involve participants in their continuous improvement plan
- Pass two exams to certify their qualification as a process owner

TRAINING PROGRAM:

1. The origins, the 5 principles of process management and the requirements of the IATF 16949 standard
2. The roles and missions of process owners
3. Links between strategy deployment and process management (case study)
4. Building a process identity card (process boundaries and purposes, identification, and representation of the main activities)
5. Determining the relevant interested parties, their requirements, and the performance and warning indicators for monitoring the process performance
6. Objectives planification / the Process Progress Plan
7. Know how to conduct a process risk analysis using the SWOT or DROP method and decide on the actions to be taken
8. Use the principles and methods of visual management to animate the process management routines
9. Knowing how to prepare and lead the process review and formalizing the link with the management review
10. Building the Personal Progress Plan for each process owner

TRAINING METHOD

Team activities and building a Personal Progress Plan (PPP). The team activities are based on a case study that allows participants to "live the experience" of a process owner and thus to be put into a practical situation.

FOR MORE INFO

[Visit the website](#)

RECOMMENDED FOR

Process owners, whether or not they are new to an existing Quality Management System where the process map is "up to date"
Quality / QHSE Managers & Engineers

PREREQUISITES

Knowledge of basic concepts and tools (PDCA, Crosby Turtle, 5W, QQOCCP...). Have your own laptop
Knowledge of ISO 9001 / IATF 16949 / EN 9100 standards is not required

DURATION

2 DAYS + 4 hours on remote session

NUMBER OF PARTICIPANTS

4 (min) to 12 (max)

DELIVERY METHOD

Onsite or [Remote session](#)

TRAINING MATERIALS

Participant's file containing the presentations delivered during the training and the exercise materials

LANGUAGES

Training material: English/ French

Trainers: 25+ spoken languages by TRIGO trainers all over the world

EVALUATION METHOD

Examination with two tests

TO GO FURTHER

Training: [MSY101](#)

Consulting services for implementation in your company

[Contact Us](#)

TESTIMONIAL

"Interesting training on a technical subject that becomes accessible thanks to the explanations provided! I saw the management of a process in a new and very interactive way."

Anne V.,
MAHLE





TRAINING COURSES

MANAGEMENT SYSTEMS

SECTORS: GENERIC
MANAGEMENT SYSTEMS

○ TRAINING QUALIFICATION CERTIFICATE

OBJECTIVES

- Understand the meaning and scope of all ISO 9001: 2015 requirements
- Discover in a concrete way how to implement the requirements of ISO 9001:2015

TRAINING PROGRAM:

1. The ISO9001 standard: objectives, field of application, history of its evolution.
2. The structure of ISO 9001:2015, common to all management system standards
3. The 7 main quality management principles on which the 2015 version is based
4. The requirements of the standard and how to meet them:
 - Context of the organization
 - Leadership
 - Planning to achieve the objectives
 - Operational activities
 - Support activities
 - Evaluation of QMS performance
 - Improvement process

TRAINING METHOD

Each requirement of the standard is explained, specifying its objectives (« Why this requirement? ») and its content (« What is the exact nature of the requirements? ») and is illustrated with examples from our experience.

FOR MORE INFO

[Visit the website](#)

RECOMMENDED FOR

This course is aimed at beginners who want to have a complete knowledge of the ISO 9001:2015 standard:

Quality / QHSE managers and engineers

Management teams

Process leaders

Future auditors

PREREQUISITES

Participant must have the ISO 9001: 2015 standard documentation, as it is not provided during the training

DURATION

2 days

NUMBER OF PARTICIPANTS

6 (min) to 10 (max)

DELIVERY METHOD

Onsite or [Remote session](#)

TRAINING MATERIALS

Participant file containing the training material and exercises. Training materials in digital format are made available to trainees a few days before the course

LANGUAGES

Training material: English / French, Slovakian

Trainers: 25+ spoken languages by TRIGO trainers all over the world

EVALUATION METHOD

Knowledge test (Multi Choice Questions)

TO GO FURTHER

Training: [MSY002](#)

Consulting services for implementation in your company

[Contact Us](#)

SECTORS: GENERIC
MANAGEMENT SYSTEMS

○ TRAINING QUALIFICATION CERTIFICATE

OBJECTIVES

- Understand all aspects of QMS auditing and be able to audit effectively:
- How to prepare, conduct and close an audit in accordance with the requirements of ISO 19011
- The process approach and the link with company performance
- The auditor's mission and its impact on the continuous improvement of the system
- Communication techniques useful for the audit
- The audit questionnaire based on the V approach and CAPDo® logic
Conducting the interview
- How to prepare and present audit conclusions

TRAINING PROGRAM:

1. The audit of the process approach
2. General information on the ISO 9001:2015 standard
3. The step by step audit and the analysis of the requirements of the ISO9001: 2015 standard
4. The auditor's activity
5. Site audits
6. Prepare / report the conclusions of an audit
7. The post-audit phase
8. Self-evaluation of audit practices

TRAINING METHOD

In sub-groups, participants start by carrying out a creative activity to discover the concept being taught, using techniques and tools that encourage participation and creativity. For example, the elements of the standard are studied by unrolling the methodology for preparing site audits, so that the requirements are identified from the auditor's point of view, enabling each participant to identify audit leads.

Practical exercises are used to build an audit questionnaire that can be used to look for evidence of efficiency and continuous process improvement.

Based on the training-action approach, this auditor training includes a practical application in the host company, Enabling participants to test their understanding of the audit technique on a real case study.

FOR MORE INFO

[Visit the website](#)

RECOMMENDED FOR

Quality / QHSE managers and engineers

Future internal auditor and/or suppliers' auditor

PREREQUISITES

Be trained and/or have implemented ISO 9001: 2015 requirements

Participant must have the ISO 9001: 2015 standard documentation, as it is not provided during the training

DURATION

4 days

NUMBER OF PARTICIPANTS

4 (min) to 9 (max)

DELIVERY METHOD

Onsite session

TRAINING MATERIALS

Participant file containing the training material and exercises. Training materials in digital format are made available to trainees a few days before the course

LANGUAGES

Training material: English/ French, Hungarian

Trainers: 25+ spoken languages by TRIGO trainers all over the world

EVALUATION METHOD

Knowledge test (Multi Choice Questions)

TO GO FURTHER

Training: [MSY042](#)

Consulting services for implementation in your company

Contact Us

SECTORS: GENERIC MANAGEMENT SYSTEMS

○ TRAINING QUALIFICATION CERTIFICATE

This course is certified by **Exemplar Global** and meets the training portion of the requirements for certification of individual QMS auditors. This training can be provided in North America only.



OBJECTIVES

- Manage audit programs within your organization, including the internal audit program, corporate audits and supplier quality system development
- You will learn the characteristics of a professional auditor, which will enable you to better recruit and evaluate auditors under your direction

TRAINING PROGRAM:

1. ISO 9001:2015 Auditor's perspective
2. Principles of Auditing
3. Quality Manuals, Systems and Documentation
4. Planning, Performing and Audit
5. Role Playing
6. Examination

TRAINING METHOD

Case studies, interactive learning, teamwork, role-playing and lectures are all used to instruct in the techniques and methods that can be used to ensure a successful assessment.

FOR MORE INFO

[Visit the website](#)

RECOMMENDED FOR

Individuals interested in pursuing Internal Auditor certification. Those responsible for developing and managing supplier accreditation programs

PREREQUISITES

A working knowledge of ISO 9001:2015 and past audit experience

DURATION

3 days

NUMBER OF PARTICIPANTS

4 (min) to 12 (max)

DELIVERY METHOD

Onsite or [Remote session](#)

TRAINING MATERIALS

Participant file containing the training material and exercises. Training materials in digital format are made available to trainees a few days before the course

LANGUAGES

Training material: English

EVALUATION METHOD

Participants are assessed by the following two methods - Continuous Evaluation and Written Examination

TO GO FURTHER

Training: [MSY004](#)

Consulting services for implementation in your company

[Contact Us](#)

SECTORS: GENERIC MANAGEMENT SYSTEMS

○ SUCCESSFUL COMPLETION

This course is certified by **Exemplar Global** and meets the training portion of the requirements for certification of individual QMS auditors. This training can be provided in North America only.



OBJECTIVES

- Manage audit programs within your organization, including the internal audit program, corporate audits and supplier quality system development
- You will learn the characteristics of a professional auditor, which will enable you to better recruit and evaluate auditors under your direction

TRAINING PROGRAM:

1. ISO 9001:2015 – Auditor's perspective
2. Principles of Auditing
3. The Managerial Role of the Lead Auditor
4. Quality Manuals, Systems and Documentation
5. Planning, Performing and Audit
6. Auditing Design, Research, and Development Functions
7. Auditing Service Functions
8. Written Examination

TRAINING METHOD

Case studies, interactive learning, teamwork, role-playing and lectures are all used to instruct in the techniques and methods that can be used to ensure a successful assessment.

FOR MORE INFO

[Visit the website](#)

RECOMMENDED FOR

Individuals interested in pursuing Auditor, Lead Auditor certification. Those responsible for developing and managing supplier accreditation programs

PREREQUISITES

Internal Auditor - suggested
A working knowledge of ISO 9001:2015 and past audit experience

DURATION

5 days

NUMBER OF PARTICIPANTS

4 (min) to 9 (max)

DELIVERY METHOD

Onsite or [Remote session](#)

TRAINING MATERIALS

Participant file containing the training material and exercises. Training materials in digital format are made available to trainees a few days before the course

LANGUAGES

Training material: English

EVALUATION METHOD

Participants are assessed by the following two methods - Continuous Evaluation and Written Examination

TO GO FURTHER

Consulting services for implementation in your company

[Contact Us](#)

SECTORS: GENERIC MANAGEMENT SYSTEMS

○ TRAINING QUALIFICATION CERTIFICATE

This course is certified by **Exemplar Global** and meets the training portion of the requirements for certification of individual QMS auditors. This training can be provided in North America only.



OBJECTIVES

- Manage audit programs within your organization, including the internal audit program, corporate audits and supplier quality system development
- You will learn the characteristics of a professional auditor, which will enable you to better recruit and evaluate auditors under your direction

TRAINING PROGRAM:

1. ISO 9001:2015/IATF 16949:2016 – Auditor's perspective
2. Principles of Auditing
3. Quality Manuals, Systems and Documentation
4. Planning, Performing and Audit
5. Role Playing
6. Examination

TRAINING METHOD

Case studies, interactive learning, teamwork, role-playing and lectures are all used to instruct in the techniques and methods that can be used to ensure a successful assessment.

FOR MORE INFO

[Visit the website](#)

RECOMMENDED FOR

Individuals interested in pursuing Internal Auditor certification. Those responsible for developing and managing supplier accreditation programs

PREREQUISITES

A working knowledge of ISO 9001:2015/IATF 16949:2016 and past audit experience

DURATION

3 days

NUMBER OF PARTICIPANTS

4 (min) to 9 (max)

DELIVERY METHOD

Onsite or [Remote session](#)

TRAINING MATERIALS

Participant file containing the training material and exercises

Training materials in digital format are made available to trainees a few days before the course

LANGUAGES

Training material: English

EVALUATION METHOD

Participants are assessed by the following two methods - Continuous Evaluation and Written Examination

TO GO FURTHER

Training: [MSY006](#)

Consulting services for implementation in your company

[Contact Us](#)

SECTORS: GENERIC MANAGEMENT SYSTEMS

○ TRAINING QUALIFICATION CERTIFICATE

This course is certified by **Exemplar Global** and meets the training portion of the requirements for certification of individual QMS auditors. This training can be provided in North America only.



OBJECTIVES

- Manage audit programs within your organization, including the internal audit program, corporate audits and supplier quality system development
- You will learn the characteristics of a professional auditor, which will enable you to better recruit and evaluate auditors under your direction

TRAINING PROGRAM:

1. ISO 9001:2015/IATF 16949:2016 – Auditor's perspective
2. Principles of Auditing
3. The Managerial Role of the Lead Auditor
4. Quality Manuals, Systems and Documentation
5. Planning, Performing and Audit
6. Auditing Design, Research, and Development Functions
7. Auditing Service Functions
8. Written Examination

TRAINING METHOD

Case studies, interactive learning, teamwork, role-playing and lectures are all used to instruct in the techniques and methods that can be used to ensure a successful assessment.

FOR MORE INFO

[Visit the website](#)

RECOMMENDED FOR

Individuals interested in pursuing Internal Auditor certification. Those responsible for developing and managing supplier accreditation programs

PREREQUISITES

Internal Auditor - suggested
A working knowledge of ISO 9001:2015/IATF 16949:2016 and past audit experience

DURATION

5 days

NUMBER OF PARTICIPANTS

4 (min) to 9 (max)

DELIVERY METHOD

Onsite or [Remote session](#)

TRAINING MATERIALS

Participant file containing the training material and exercises. Training materials in digital format are made available to trainees a few days before the course

LANGUAGES

Training material: English

EVALUATION METHOD

Participants are assessed by the following two methods - Continuous Evaluation and Written Examination

TO GO FURTHER

Consulting services for implementation in your company

[Contact Us](#)

SECTORS: GENERIC
MANAGEMENT SYSTEMS

○ TRAINING QUALIFICATION CERTIFICATE

OBJECTIVES

- Understand the meaning and scope of all requirements of ISO 45001
- Know how to implement the requirements of ISO 45001 in the context of your company
- Know how to respond to auditors

TRAINING PROGRAM:

1. The objectives, scope and deployment of ISO 45001 : 2018
2. The structure of the common management system standard
3. The management system built according to the context and the interested parties
4. The occupational health and safety management system in support of the strategy
5. Consideration of risks and opportunities
6. Operational activities:
 - Planning and operational control
 - Emergency preparedness and response
7. Support activities (human capital, internal and external communication, etc.)
8. Performance evaluation and improvement of the occupational health and safety management system

TRAINING METHOD

Each requirement is explained, specifying its objectives and content. The tools needed to build an occupational health and safety management system are explained by performing practical activities. Based on our experience, tools, illustrations and examples are proposed in terms of answers to these requirements.

FOR MORE INFO

[Visit the website](#)

RECOMMENDED FOR

Health & Safety managers and engineers
Quality / QHSE managers and engineers
Management teams
Future Health & Safety auditors

PREREQUISITES

Participant must have the ISO 45001:2018 standard documentation, as it is not provided during the training

DURATION

2 days

NUMBER OF PARTICIPANTS

4 (min) to 12 (max)

DELIVERY METHOD

Onsite or [Remote session](#)

TRAINING MATERIALS

Participant file containing the training material and exercises. Training materials in digital format are made available to trainees a few days before the course

LANGUAGES

Training material: English/
French/Hungarian/Romanian
Trainers: 25+ spoken languages by TRIGO trainers all over the world

EVALUATION METHOD

Knowledge test (Multi Choice Questions)

TO GO FURTHER

Training: [MSY012](#)

Consulting services for implementation in your company

[Contact Us](#)

SECTORS: GENERIC
MANAGEMENT SYSTEMS

○ TRAINING QUALIFICATION CERTIFICATE

OBJECTIVES

- Be able to prepare, conduct and close an audit in accordance with the requirements of ISO 19011
- Be able to understand and audit the requirements of ISO 45001: 2018 as well as the regulatory and stakeholder requirements applicable to the company
- Acquire the methodology and tools needed to conduct an effective and relevant audit
- Practice preparing and conducting an audit of an occupational health and safety management system

TRAINING PROGRAM:

1. The fundamentals of an occupational health and safety management system.
2. The requirements of ISO 45001:
 - Key principles of the standard
 - The requirements of the standard from the auditor's point of view
3. Preparing for the site audit:
 - Creation of the audit scenario and questionnaire by the auditors
 - Validation by the trainer before the site audit
4. Carrying out a site audit:
 - Conduct audits in pairs
 - Feedback of audit results to the host company
5. Assessment and evaluation of the training

TRAINING METHOD

The requirements of the standard are reviewed so that they can be applied in practice, but above all so that they can be understood and justified.

This training is based on the culture of performance measurement, the interpretation of indicators and the analysis of risks linked to activities, in order to use the audit as a real tool for continuous improvement.

In the Training-Action version, this session includes a practical experience within a host company: this approach enables future auditors to test their skills in real-life situations.

FOR MORE INFO

[Visit the website](#)

RECOMMENDED FOR

Quality / QHSE managers and engineers
Health & Safety managers and engineers
Future internal auditor and/or suppliers' auditor

PREREQUISITES

Be trained and/or have implemented ISO 45001: 2015 requirements
Participant must have the ISO 45001:2018 standard documentation, as it is not provided during the training

DURATION

3 days

NUMBER OF PARTICIPANTS

4 (min) to 9 (max)

DELIVERY METHOD

Onsite session

TRAINING MATERIALS

Participant file containing the training material and exercises. Training materials in digital format are made available to trainees a few days before the course

LANGUAGES

Training material: English/ French/Hungarian

Trainers: 25+ spoken languages by TRIGO trainers all over the world

EVALUATION METHOD

Knowledge test (Multi Choice Questions)

TO GO FURTHER

Training: [MSY042](#)

Consulting services for implementation in your company

Contact Us

SECTORS: GENERIC
MANAGEMENT SYSTEMS

○ TRAINING QUALIFICATION CERTIFICATE

OBJECTIVES

- Understand the challenges of ISO 14001
- Know and understand the ISO 14001 requirements
- Know how to implement the requirements of ISO 14001 in the context of your company
- Find out in a concrete way how some companies have implemented these requirements

TRAINING PROGRAM:

1. The evolution, objectives and scope of ISO 14001
2. The new structure of the common management system standard
3. The management system is built according to the context and the interested parties
4. Considering the risks and opportunities (environmental analysis, legal obligations)
5. The Environmental Management System (EMS) as a leverage of the company strategy (leadership, environmental objectives)
6. Operational activities (life cycle, emergency situations...)
7. Support activities (human capital, internal and external communication, etc.)
8. Performance evaluation and improvement of the environmental management system – EMS – (performance indicators, internal audits...)

TRAINING METHOD

Each requirement of the standard is explained, specifying its objectives ("Why this requirement?") and its content ("What is the exact nature of the requirements?"). Practical activities are used to discover the tools needed to build an Environmental Management System.

Based on our experience, tools, illustrations and examples are proposed to help meet these requirements.

FOR MORE INFO

[Visit the website](#)

RECOMMENDED FOR

Quality / QHSE managers and engineers
Management teams
Future environmental auditors

PREREQUISITES

Participant must have the ISO 14001: 2015 standard documentation, as it is not provided during the training

DURATION

1 day

NUMBER OF PARTICIPANTS

4 (min) to 12 (max)

DELIVERY METHOD

Onsite or Remote session

TRAINING MATERIALS

Participant file containing the training material and exercises
Participant must have the ISO 14001 standard (last version), as it is not provided during the training. Training materials in digital format are made available to trainees a few days before the course

LANGUAGES

Training material: English/
French

Trainers: 25+ spoken languages by TRIGO trainers all over the world

EVALUATION METHOD

Knowledge test (Multi Choice Questions)

TO GO FURTHER

Training: [MSY022](#)

Consulting services for implementation in your company

Contact Us

SECTORS: GENERIC
MANAGEMENT SYSTEMS

○ TRAINING QUALIFICATION CERTIFICATE

OBJECTIVES

- To be able to prepare, conduct and close an audit according to the ISO 19011 requirements
- Be able to use the ISO 14001 standard in the context of internal and suppliers' audits
- Be able to take into account the regulatory requirements and the relevant requirements of the interested parties, applicable to the company
- To acquire the methodology and tools to make an audit effective and relevant
- Preparing for and conducting an environmental management system audit

TRAINING PROGRAM:

1. Audit introduction
2. Audit preparation
3. Auditor behavior
4. Audit interviews
5. Audit report and conclusions

TRAINING METHOD

This training provides practical application to all the audit phases, using our ECOSEAT case study: developing the audit questionnaire, conducting the auditor/auditee interviews, writing the audit report and conducting the closing meeting.

This training course is based on a culture of performance measurement, KPI and risk analysis, so that the audit is used as a powerful tool for continuous improvement.

FOR MORE INFO

[Visit the website](#)

RECOMMENDED FOR

Quality / QHSE managers and engineers

Environmental Managers

Future internal auditor and/or suppliers' auditor

PREREQUISITES

Be trained and/or have implemented ISO 14001: 2015 requirements

Participant must have the ISO 14001: 2015 standard documentation, as it is not provided during the training

DURATION

3 days

NUMBER OF PARTICIPANTS

4 (min) to 9 (max)

DELIVERY METHOD

Onsite session

TRAINING MATERIALS

Participant file containing the training material and exercises

The ISO 14001 standard is not provided during the training course: the trainee must have the standard (latest version) to take part in the training course. Training materials in digital format are made available to trainees a few days before the course

LANGUAGES

Training material: English/ French

Trainers: 25+ spoken languages by TRIGO trainers all over the world

EVALUATION METHOD

Knowledge test (Multi Choice Questions)

TO GO FURTHER

Training: [MSY042](#)

Consulting services for implementation in your company

[Contact Us](#)

SECTORS: GENERIC MANAGEMENT SYSTEMS

○ TRAINING QUALIFICATION CERTIFICATE

OBJECTIVES

- Take into account the stakes of an energy approach and the building of a management system meeting the ISO 50001: 2018 requirements
- Know and understand the ISO 50001: 2018 requirements
- Know how to implement the ISO 50001: 2018 requirements in the context of your company
- Discover in a concrete way how some companies have Implemented these requirements

TRAINING PROGRAM:

1. Energy: what are we talking about?
2. Energy and regulatory constraints: the main regulatory requirements that apply to companies (provision of an "Energy regulatory booklet" containing the main applicable regulatory requirements)
3. Basic concepts in energy
4. Discovering the requirements of ISO 50001 step by step:
 - Taking into account the context: energy issues, relevant stakeholders
 - Management leadership: commitment, policy, definition of roles, responsibilities, and authorities, ...
 - Energy management system planification: risks and opportunities, energy review, objectives and KPI relative to energy, baseline energy situation, ...
5. Discovering the requirements of ISO 50001 step by step (cont'd ...):
 - Support activities: skills management, awareness, communication, management of documented information
 - Operational activities: operational control, design, purchasing, emergency management, ...
 - Evaluate the performance of the EMS and improve it: energy KPI, internal audits, management review, corrective actions, ...
6. Progress plan

TRAINING METHOD

The implementation of application activities provides an understanding of the tools needed to build an energy management system. Based on our experience, tools, illustrations, and examples are proposed in terms of responses to these requirements.

RECOMMENDED FOR

Quality / QHSE managers and engineers
Energy managers and engineers
Environmental managers and engineers
Maintenance managers and engineers
Management teams
Future EMS auditors

PREREQUISITES

Participant must have the ISO 50001:2018 standard documentation, as it is not provided during the training

DURATION

2 days

NUMBER OF PARTICIPANTS

4 (min) to 12 (max)

DELIVERY METHOD

Onsite session

TRAINING MATERIALS

Participant file with presentations delivered during the course and exercise materials

An "Energy Regulatory Booklet" containing the main regulatory requirements for energy management. Training materials in digital format are made available to trainees a few days before the course

LANGUAGES

Training material: English/ French

Trainers: 25+ spoken languages by TRIGO trainers all over the world

EVALUATION METHOD

Knowledge test (Multi Choice Questions)

TO GO FURTHER

Consulting services for implementation in your company

[Contact Us](#)

TESTIMONIES

"The trainer was able to train us in a very educational and dynamic way."

Nathalie L.,
TOTAL

SECTORS: GENERIC
MANAGEMENT SYSTEMS

○ TRAINING QUALIFICATION CERTIFICATE

OBJECTIVES

- Be able to prepare, conduct and close an audit in accordance with the ISO 19011 requirements
- Be able to use the ISO50001: 2018 standard in the context of internal audit
- Be able to take account of regulatory requirements and the relevant requirements of interested parties applicable to the company
- Acquire the methodology and tools needed to conduct an effective and relevant audit
- Practice preparing and carrying out an audit of an energy management system

TRAINING PROGRAM:

1. Introduction
2. Audit preparation
3. Listener behavior
4. Conducting audit interviews
5. Drawing up the audit report and presenting the conclusions

TRAINING METHOD

This training includes practical exercises for all phases of the audit: drawing up the audit questionnaire, conducting the auditor/auditee interviews, writing the audit report and conducting the closing meeting.

This training is based on a culture of performance measurement, indicator interpretation and business risk analysis, so that the audit can be used as a real tool for continuous improvement.

FOR MORE INFO

[Visit the website](#)

RECOMMENDED FOR

Quality / QHSE managers and engineers

Energy managers and engineers

Future EMS auditors

PREREQUISITES

Know the ISO 50001: 2018 standard

Participant must have the ISO 50001:2018 standard documentation, as it is not provided during the training

DURATION

2 days

NUMBER OF PARTICIPANTS

4 (min) to 8 (max)

DELIVERY METHOD

Onsite session

TRAINING MATERIALS

Participant file containing the training material and exercises. Training materials in digital format are made available to trainees a few days before the course.

LANGUAGES

Training material: English/ French

Trainers: 25+ spoken languages by TRIGO trainers all over the world

EVALUATION METHOD

Validation by the trainer of the ability to apply the concepts and tools taught through role-playing

Knowledge verification quiz

TO GO FURTHER

Training: [MSY042](#)

Consulting services for implementation in your company

[Contact Us](#)

SECTORS: GENERIC MANAGEMENT SYSTEMS

TRAINING QUALIFICATION CERTIFICATE

OBJECTIVES

- Using the PDCA approach, discover the synergies and differences between the ISO9001, ISO14001, ISO45001 and ISO50001 management system standards.
- Gain an understanding of the benefits and challenges of a QSSEE IMS.
- Learn how to build your MIS using the 13-step integration methodology and understand how the process approach can form the basis of this unique system.
- Assess your strengths, weaknesses, opportunities and obstacles to building an integrated system based on the process approach and meeting the requirements of these standards.

TRAINING PROGRAM:

1. Introduction: Context
2. Stakes and Benefits of a QHSEE IMS
3. Parallel analysis of the 4 ISO standards according to PDCA approach
4. 13 steps to integrate in one MS
5. SWOT and action plan workshop around IMS s

TRAINING METHOD

During the course, participants are encouraged to participate in group activities directly related to their operational concerns. The numerous exchanges and consolidation of work (even after in-house implementation) encourage the adoption of common concepts, tools and best practices. The simplicity and logic of the thread used throughout the course ensures a real understanding of the issues involved in the correct implementation of QHSE management system standards.

The pedagogical approach adopted consists of simultaneously going through the 4 QSSEE Standards, following the "PDCA" of structuring their requirements.

FOR MORE INFO

[Visit the website](#)

RECOMMENDED FOR

Quality managers, HSE Managers, QSE Managers, Corporate Social Responsibility Managers

PREREQUISITES

View the website

DURATION

4 Days + 0,5 day 3 months after the training

NUMBER OF PARTICIPANTS

4 (min) to 12 (max)

DELIVERY METHOD

Onsite or [Remote session](#)

TRAINING MATERIALS

Participant file with presentations delivered during the course and exercise materials. Training materials in digital format are made available to trainees a few days before the course.

Participants should have the ISO standards; TRIGO does not provide the standards.

LANGUAGES

Training material: English/ French

Trainers: 25+ spoken languages by TRIGO trainers all over the world

EVALUATION METHOD

Knowledge test (Multi Choice Questions)

TO GO FURTHER

Training: [MSY042](#) - [MSY032](#)

Consulting services for implementation in your company

[Contact Us](#)

SECTORS: GENERIC
MANAGEMENT SYSTEMS

○ TRAINING QUALIFICATION CERTIFICATE

OBJECTIVES

- Be able to prepare, conduct and complete an audit in accordance with the requirements of ISO 19011
- Be able to audit according to the ISO 9001: 2015, ISO 14001: 2015 and ISO 45001: 2018 standards
- Be able to consider regulatory requirements and other requirements applicable to the company
- Adopt an integrated audit methodology based on the CAPDo® method
- Preparing and conducting an audit of a QSE management system
- Conduct a process audit focusing on process performance and efficiency
- Assess the overall performance of the integrated management system

TRAINING PROGRAM:

1. The concept of an integrated QSE management system
2. How an internal audit is conducted using the process approach
3. Preparing for the on-site audit
4. Conduct the on-site audit in pairs
5. Feedback of audit findings

Debriefing between the participants and the trainer.

TRAINING METHOD

This training course is based on the culture of performance measurement, the interpretation of KPI and the analysis of risks linked to activities, so that the audit can be used as a genuine tool for continuous improvement.

Onsite session: based on the principle of training-action, this course includes practical application in the field, enabling participants to test their audit techniques in real-life situations.

Open session: practical application on a case study, where trainees alternate between the auditee and auditor roles.

FOR MORE INFO

[Visit the website](#)

RECOMMENDED FOR

Quality / Environment, QHSE,
Safety managers or leaders.

Internal QSE auditors

PREREQUISITES

Have been trained in / or have practical experience on ISO 9001 / 14001 / 45001

Participant must have the 9001: 2015, ISO 14001: 2015 and ISO 45001: 2018 standards documentations, as they are is not provided during the training

DURATION

2 days

NUMBER OF PARTICIPANTS

4 (min) to 9 (max)

DELIVERY METHOD

Onsite session

TRAINING MATERIALS

Participant's file containing the presentations delivered during the training and the exercise materials

LANGUAGES

Training material: English/
French

Trainers: 25+ spoken languages by TRIGO trainers all over the world

EVALUATION METHOD

Knowledge test (Multi Choice Questions)

TO GO FURTHER

Consulting services for implementation in your company

Contact Us

SECTORS: GENERIC
MANAGEMENT SYSTEMS

○ TRAINING QUALIFICATION CERTIFICATE

OBJECTIVES

- Know how to apply the process approach and build a process map for a laboratory
- Understand and master the main requirements of ISO/IEC 17025
- Understand the key principles for determining measurement uncertainty's
- Develop a plan for compliance with ISO/IEC 17025

TRAINING PROGRAM:

1. ISO/IEC 17025 (function analysis, turtle diagram, risk analysis)
2. Analysis of customer processes (test requests, customer complaints, etc.)
3. Analysis of support processes (HR, equipment, purchasing, etc.)
4. Analysis of management processes (objectives, improvement, measurement and coordination)
5. Technical requirements and determining uncertainties
6. Laboratory audit

TRAINING METHOD

We use engaging learning techniques to help trainees learn the methods and tools. Trainees learn the requirements of ISO/IEC 17025 by developing a laboratory process map and then identifying, step by step, potential risks and appropriate actions.

The activities teach trainees the different ways of calculating measurement uncertainties. Point by point, trainees identify potential improvements to the actions implemented in their company and build their own action plan.

FOR MORE INFO

[Visit the website](#)

RECOMMENDED FOR

Test & Laboratory managers and engineers
Quality / QHSE managers and engineers

PREREQUISITES

No prerequisite

DURATION

4 days

NUMBER OF PARTICIPANTS

4 (min) to 12 (max)

DELIVERY METHOD

Onsite session

TRAINING MATERIALS

Participant's file containing the presentations delivered during the training and the exercise materials

LANGUAGES

Training material: English/ French

Trainers: 25+ spoken languages by TRIGO trainers all over the world

EVALUATION METHOD

Knowledge test (Multi Choice Questions)

TO GO FURTHER

Trainings: [MSY052 - TM150](#)

Consulting services for implementation in your company

[Contact Us](#)



SECTORS: GENERIC
MANAGEMENT SYSTEMS

○ TRAINING QUALIFICATION CERTIFICATE

OBJECTIVES

- Know how to prepare, conduct and close an audit according to the ISO 19011 requirements
- Know how to prepare an audit in relation with the different chapters of the ISO/IEC 17025 requirements and the company's business or processes
- Know how to adapt its audit technique to the audit of laboratories
- Be able to identify and describe deviations in relation to the ISO/IEC 17025 requirements
- Know how to select a test or calibration supplier about the ISO/IEC 17025 requirements
- Practice the audit of your laboratory, and to identify deviations or areas for improvement (dedicated training)

TRAINING PROGRAM:

1. Context of the standard
2. Audit of the laboratory
3. Results requirements
4. Resource requirements
5. Customer requirements
6. Personnel requirements
7. Management system requirements
8. Conclusion

TRAINING METHOD

Open session: the standard's requirements are studied through a case study. Theoretical sequences are punctuated by exercises to make the link with the application of the standard's requirements.

In-house session: this training includes immediate practical application and mastery of the laboratory audit technique during an audit in the company's laboratory. Prior to the training, during a half-day preparation session, the trainer and the laboratory manager will target the audits that will be carried out on site during the training and will define the conditions for organising these audits. The trainer will adapt the materials and the duration of the training accordingly.

FOR MORE INFO

[Visit the website](#)

RECOMMENDED FOR

Internal systems or Supplier auditors

Test & Laboratory managers and engineers

Quality / QHSE managers and engineers

PREREQUISITES

Be an auditor trained in [ISO 19011: MSY092](#)

Master the ISO/IEC 17025 standard: MSY051

DURATION

2 days

NUMBER OF PARTICIPANTS

3 (min) to 12 (max)

DELIVERY METHOD

Onsite or [Remote session](#)

TRAINING MATERIALS

Participant's file containing the presentations delivered during the training and the exercise materials.

LANGUAGES

Training material: English / French

Trainers: 25+ spoken languages by TRIGO trainers all over the world

EVALUATION METHOD

Knowledge test (Multi Choice Questions)

TO GO FURTHER

Training: [TM150](#)

Consulting services for implementation in your company

Contact Us

SECTORS: GENERIC
MANAGEMENT SYSTEMS

○ TRAINING QUALIFICATION CERTIFICATE

OBJECTIVES

- Understand the expectations of the ISO 22301 standard
- Identify the roles and responsibilities associated with business continuity management
- Know how to build a business continuity management system in conjunction with your quality management system
- Check the effectiveness of your business continuity management system

TRAINING PROGRAM:

1. Initial session: 2 days
 - Why implement a Business Continuity Management System?
 - The ISO 22301 requirements for the implementation of a Business Continuity Management System (BCP): Concrete examples / good practices for the implementation of the BCP
 - The link with the other management systems and processes of your organisation
 - Identification of priority areas for progress in your organisation
2. Remote closing session (approximately 3 months after phase 1): 0,5 day
 - Sharing of improvements implemented and feedback following the training
 - Reinforcement of key problem areas

TRAINING METHOD

Throughout the training course, participants are encouraged to take part in group activities directly linked to their operational concerns. Numerous exchanges and consolidation of work (including after in-house implementation) help to ensure that shared concepts, tools and good practice are taken on board. The simplicity and logic of the common thread used throughout the training ensure a real understanding of the issues involved in the appropriate application of Business Continuity Management. Internally, the training can be tailored to the specific needs, difficulties and challenges of the company. Around three months after the training, a half-day feedback session

FOR MORE INFO

[Visit the website](#)

RECOMMENDED FOR

Members of Management Committee
Process / Industrialization managers
Risk management managers
Project / Industrial Managers
Quality Managers & Engineers

PREREQUISITES

Global vision of the company or at least of the process concerned by the implementation of a BCP (Business Continuity Plan)

DURATION

4 days

NUMBER OF PARTICIPANTS

4 (min) to 8 (max)

DELIVERY METHOD

Onsite or [Remote session](#)

TRAINING MATERIALS

Participant's file containing the presentations delivered during the training and the exercise materials

LANGUAGES

Training material: English / French

Trainers: 25+ spoken languages by TRIGO trainers all over the world

EVALUATION METHOD

Knowledge test (MCQ)
+ Sharing of practices implemented afterwards

TO GO FURTHER

Consulting services for implementation in your company

[Contact Us](#)

SECTORS: GENERIC
MANAGEMENT SYSTEMS

○ TRAINING QUALIFICATION CERTIFICATE

OBJECTIVES

To be able to audit a management system effectively in accordance with ISO 19011:

- Understand the auditor's mission
- Prepare and conduct an audit
- Behaving as an auditor (interpersonal skills)
- Ask the right questions
- Incorporating communication techniques useful in an audit
- Concluding the audit and structuring the audit report
- Knowing what to focus on in a face-to-face or remote audit
- Adding value to the company through audit results

TRAINING PROGRAM:

1. Types of audit. Standards
2. Step by step
3. The auditor's profession
4. Practice of an on-site audit
5. Feedback and closing meeting
6. Remote auditing
7. Audit follow-up and closure
8. Evaluation of the audit practice

TRAINING METHOD

Work in sub-groups and feedback exercises to involve each participant and develop their ability to summarise and express themselves verbally, which are essential in auditing. Practical exercises to build an audit questionnaire that encourages the search for evidence of the effectiveness and continuous improvement of processes. During the course, participants benefit from the advice of the trainer, who is himself an experienced auditor. This dedicated auditor training course includes on-the-job application. Participants test their mastery of their audit technique on a real case study. In this case, it is necessary to define an audit subject prior to the training, which will be the subject of a half-day preparation session.

FOR MORE INFO

[Visit the website](#)

RECOMMENDED FOR

Anyone wishing to become an internal quality auditor
Beginner auditors

PREREQUISITES

No prerequisite

DURATION

3 days

NUMBER OF PARTICIPANTS

4 (min) to 9 (max)

DELIVERY METHOD

Onsite

TRAINING MATERIALS

Participant's file containing the presentations delivered during the training and the exercise materials.

LANGUAGES

Training material: English / French

Trainers: 25+ spoken languages by TRIGO trainers all over the world

EVALUATION METHOD

Knowledge test (Multi Choice Questions)

TO GO FURTHER

Training: [MSY002](#)

Consulting services for implementation in your company

[Contact Us](#)

**SECTORS: AUTOMOTIVE
MANAGEMENT SYSTEMS**○ **TRAINING QUALIFICATION CERTIFICATE****OBJECTIVES**

- Understand the organization of the IATF and its representatives
- Understand the challenges associated with the deployment of the IATF 16949 standard
- To have a vision of the obligations of the certification bodies towards the IATF
- Understand the audited organization's responsibilities prior to the audit and the handling of non-conformities
- Understand how certification audits should be conducted
- Understand the process of withdrawal of certification

TRAINING PROGRAM:

1. Introduction to the IATF Certification Rules
2. Stakes of the certification scheme
3. The IATF requirements for certification bodies
4. Contractual requirements between the certification body and its client
5. Planning an on-site audit
6. The topics are systematically addressed by the auditor
7. Audit findings
8. Managing non-conformities
9. The process of withdrawal of certification

TRAINING METHOD

The teaching method combines theoretical sequences on the certification rules with application sequences based on case study exercises.

FOR MORE INFO

[Visit the website](#)

RECOMMENDED FOR

Quality Managers & Engineers
Internal & Supplier auditors

PREREQUISITES

Own the Rules IATF 6th edition

DURATION

1 day

**NUMBER OF
PARTICIPANTS**

4 (min) to 12 (max)

DELIVERY METHOD

Onsite or [Remote session](#)

TRAINING MATERIALS

Participant folder containing the presentations delivered during the course and the exercise materials. Training materials in digital format are made available to trainees a few days before the course

LANGUAGES

Training material: English / French

Trainers: 25+ spoken languages by TRIGO trainers all over the world

EVALUATION METHOD

Knowledge test (Multi Choice Questions)

TO GO FURTHER

Consulting services for implementation in your company

[Contact Us](#)

SECTORS: AUTOMOTIVE
MANAGEMENT SYSTEMS

○ TRIGO CERTIFICATE OF QUALIFICATION

OBJECTIVES

- Discover and understand the requirements applicable to the automotive industry
- Identify how to get all the benefits of the process approach
- Determine the applicable requirements of the 2 standards on a process-by-process basis
- Understand that the quality management system must be a tool for improving company performance and profitability

TRAINING PROGRAM:

1. The structure and organization of the ISO9001 : 2015 and IATF : 2016 standards
2. The organizational context (internal / external issues, interested parties, specific customer requirements)
3. The process approach
4. QMS planning (steps, risks, quality policy, objectives and actions, product safety...)
5. Leadership (management commitment, company responsibility...)
6. ISO 9001 and IATF16949 standards requirements analysis :
 - Products realization processes : from the sales to the invoicing
 - Support processes (control of supplies, HR management, employees motivation, information management, infrastructure management...)
 - Other specific requirements associated with management and steering processes

TRAINING METHOD

Practical exercises with trainer reinforcement are combined to gradually introduce participants to the standards.

Group work followed by feedback sessions will enable participants to strengthen their understanding of the requirements and associated risks.

FOR MORE INFO

[Visit the website](#)

RECOMMENDED FOR

Quality / QHSE managers and engineers

Project Managers

Operations Managers

Design / Process / Industrialization / Methods / Production / Purchasing / HR managers and engineers

Sales managers

internal auditors

PREREQUISITES

Bring the ISO 9001: 2015 and IATF 16949 / 2016 standards (we do not provide the standards)

DURATION

3 days

NUMBER OF PARTICIPANTS

4 (min) to 12 (max)

DELIVERY METHOD

On-site / [Remote session](#)

TRAINING MATERIALS

Participant file containing training materials and exercises. Training materials in digital format are made available to trainees a few days before the course

LANGUAGES

Training material: English / French

Trainers: 25+ spoken languages by TRIGO trainers all over the world

EVALUATION METHOD

Knowledge test (Multi Choice Questions)

TO GO FURTHER

Trainings: [MSY102](#) - [TM100](#) Consulting services for implementation in your company

[Contact Us](#)

SECTORS: AUTOMOTIVE
MANAGEMENT SYSTEMS

○ TRAINING QUALIFICATION CERTIFICATE

OBJECTIVES

- Know the automotive process approach and identify the requirements applicable to the different processes
- Understand how to conduct a process-based system audit according to IATF 16949 and ISO9001
- Be able to assess the overall performance of a quality management system
- Prepare, conduct and complete an internal/supplier audit in accordance with the requirements of ISO 19011

TRAINING PROGRAM:

1. The process approach and how to audit it
2. The new structure of the standards
3. The risk approach to prepare an audit efficiently
4. General auditing and internal auditor competencies IATF 16949: 2016
5. The step by step of the audit :
 - a. Preparing the audit (contract review, data collection, audit grid...)
 - b. The implementation of the audit (opening meeting, key points, Rules 5, audit findings, closing meeting, action plan...)
6. Self-assessment of audit practice

TRAINING METHOD

The training uses a fun and varied approach to master the system auditor's job, according to the requirements of the standard. Each chapter of the standard combines theory and practice, discussing the audit paths to be followed and learning the CAPDo® system audit methodology.

FOR MORE INFO

[Visit the website](#)

RECOMMENDED FOR

Quality / QHSE Managers & Engineers

Internal or Supplier Auditors

PREREQUISITES

Have a good knowledge with ISO9001 and IATF16949 standards

Demonstrate proof of training in IATF16949 : 2016 quality management systems

Participant must have ISO9001:2015, IATF16949:2016 standard documentations, as they are is not provided during the training

DURATION

4 days

NUMBER OF PARTICIPANTS

4 (min) to 9 (max)

DELIVERY METHOD

Onsite session

TRAINING MATERIALS

Participant file containing the training material and exercises. Training materials in digital format are made available to trainees a few days before the course

LANGUAGES

Training material: English/ French

Trainers: 25+ spoken languages by TRIGO trainers all over the world

EVALUATION METHOD

Exam to certify the ability to audit a quality management system

TO GO FURTHER

Trainings: [MSY112](#) -[MSY100](#)

Consulting services for implementation in your company

[Contact Us](#)

SECTORS: AUTOMOTIVE MANAGEMENT SYSTEMS

○ IATF TRAINING CERTIFICATION CERTIFICATE FOR 3RD-PARTY AUDITOR

Training in partnership with
IATF France and EURO-SYMBIOSE



OBJECTIVES

- Become familiar with the automotive specific process approach, the identification of processes and their interactions as well as the performance and monitoring of processes
- Be familiar with the requirements of the Stage 1 readiness review, the Stage 2 audit and the customer specific requirements (CSR)
- Be familiar with the requirements for surveillance audits, recertification audits and transfer audits
- Be able to perform audit planning and proper management of non-conformities
- Be able to prepare appropriate audit reports

TRAINING PROGRAM:

1. Skills of an auditor
2. Overview of the scheme
3. Process approach with risk-based approach
4. IATF audit process
5. IATF audit process (continued)
6. IATF audit process (continued)
7. IATF audit process (continued)

TRAINING METHOD

The pedagogy implemented is applied on case studies to master the profession of IATF 16949 third party auditor in accordance with the requirements of the certification scheme.

FOR MORE INFO

[Visit the website](#)

RECOMMENDED FOR

This course is only open to ISO 9001 auditors sponsored by an IATF approved Certification Body. It is not open to the general public. It is conducted by EURO-SYMBIOSE trainers approved by the IATF

PREREQUISITES

see the website

DURATION

4 days

NUMBER OF PARTICIPANTS

3 (min) to 8 (max)

DELIVERY METHOD

Onsite (in France and Spain) or [Remote session](#)

TRAINING MATERIALS

Participant's file containing the presentations delivered during the training and the exercise materials

LANGUAGES

Training material: English/ French/Spanish

Trainers: 25+ spoken languages by TRIGO trainers all over the world

EVALUATION METHOD

Qualifying exam 1 to 3 months after the training

TO GO FURTHER

Consulting services for implementation in your company

[Contact Us](#)

SECTORS: AUTOMOTIVE
MANAGEMENT SYSTEMS

○ TRAINING QUALIFICATION CERTIFICATE

OBJECTIVES

- Increase knowledge of IATF requirements, particularly Sanctioned Interpretations (SI)
- Be able to perform an audit of SI
- Reinforcing practices for preparing for and identifying risks
- Improve audit non-conformity wording

TRAINING PROGRAM:

1. IATF 16949 requirements: SI and practices to meet them
2. Audit preparation: step by step
3. Auditor behaviour confronted with different auditee profiles
4. Audit report : best practices

TRAINING METHOD

The course includes:

- Brainstorm in groups
- Presentation by the trainer
- Practical implementation based on various case studies, in sub-groups or individually, always facilitated by the trainer.

RECOMMENDED FOR

Auditors who have successfully completed an initial auditor course and have audited internally or at supplier sites and want to upgrade their skills or learn best practice, for example in the following situations

PREREQUISITES

Completion of training course MSY101 "ISO 9001 & IATF 16949 - Quality Management Systems for Automotive: standard requirements",

And, Completion of training course MSY102 "IATF 16949 - Quality Management Systems for Automotive: auditor 1st & 2nd party"

or similar courses

DURATION

2 days

NUMBER OF PARTICIPANTS

4 (min) to 12 (max)

DELIVERY METHOD

Onsite or [Remote session](#)

TRAINING MATERIALS

A participant's file that includes the principles taught during the training session and the exercise materials. Training materials in digital format are made available to trainees a few days before the course

LANGUAGES

Training material: English, French

Trainers: 25+ spoken languages by TRIGO trainers all over the world

EVALUATION METHOD

Knowledge test (Multi Choice Questions)

TO GO FURTHER

Training: [MSY112](#)

Consulting services for implementation in your company

Contact Us

SECTORS: AUTOMOTIVE MANAGEMENT SYSTEMS

TRAINING QUALIFICATION CERTIFICATE

OBJECTIVES

- Understand how CSR should be deployed in the company
- Understand how to integrate CSR into your system audit (process-based), and how to prepare for audit questioning
- Demonstrate the internal auditor's competence in addressing CSR through a written examination

TRAINING PROGRAM:

1. Definition of CSR
2. The IATF requirements and the Certification Rules concerning CSR and their audit
3. The CSR deployment approach
4. Integration of CSRs throughout the preparation of a process audit
5. Construction of questionnaires to interview key actors in the control of CSR
6. Successive activities to establish the interview questionnaire

TRAINING METHOD

In a first step, the trainees understand the optimal approach to deploy CSR in their QMS.

Through an application exercise with the materials that describe their process mapping, participants identify in their QMS how and where the approach is described, which allows them to build and better detail their audit plan.

Then, the participants can prepare their questioning of the auditees according to the defined audit plan to ensure the control of the CSR in the audited QMS.

FOR MORE INFO

[Visit the website](#)

RECOMMENDED FOR

Quality Managers & Engineers
Design / Process / Methods
Managers & Engineers
Project Managers
Internal auditors

PREREQUISITES

No prerequisite

DURATION

1 day

NUMBER OF PARTICIPANTS

4 (min) to 12 (max)

DELIVERY METHOD

Onsite or [Remote session](#)

TRAINING MATERIALS

Participant's file containing the presentations delivered during the training and the exercise materials

LANGUAGES

Training material: English, French

Trainers: 25+ spoken languages by TRIGO trainers all over the world

EVALUATION METHOD

Knowledge test (Multi Choice Questions) and written application exam

TO GO FURTHER

Consulting services for implementation in your company

[Contact Us](#)

TESTIMONIES

"Very well organised distance learning course - the number of trainees was perfect so that everyone could express themselves and bring their own experience. In terms of content, this training gave me a better understanding of the subject and made the link with our associated internal processes."

**Radhouan N.,
HUTCHINSON**

SECTORS: AEROSPACE-DEFENCE MANAGEMENT SYSTEMS

○ TRAINING QUALIFICATION CERTIFICATE

OBJECTIVES

- Understand the requirements of the AQAP 2110 standard and how to apply them
- Evaluate your current practices against the requirements of the standard
- Identify opportunities for improvement or needs for change

TRAINING PROGRAM:

1. AQAP2110 standard – structure / organisation
2. Links with ISO9001 and quality management system fundamentals
3. Study of the standard through the requirements
4. Areas for improvement

TRAINING METHOD

The paragraphs of the standard are broken down to identify the key elements to be met in the context of services requiring AQAP2110.

The requirements are compared with examples of best practices implemented in certified companies, but above all those that have successfully assimilated the requirements for the benefit of the company and its efficiency.

A case study is used to assess various concrete company situations based on practical examples and thus perfect the correct understanding and use of the standard. Finally, as the requirements are analysed, each participant must:

- Determine which ones impact them daily, and how they contribute concretely to its application for the benefit of their company.
- Evaluate the actual level of implementation and the performance obtained.
- Identify its own areas for improvement.

FOR MORE INFO

[Visit the website](#)

RECOMMENDED FOR

Official Quality Assurance Representative (OQAR)
 Process manager/leader
 Internal auditor
 Management team
 Quality / QHSE manager/ leader, expert

PREREQUISITES

Knowledge of ISO9001 requirements would be a plus

DURATION

1 day

NUMBER OF PARTICIPANTS

3 (min) to 12 (max)

DELIVERY METHOD

Onsite or [Remote session](#)

TRAINING MATERIALS

Participant's file containing the presentations delivered during the training and the exercise materials

LANGUAGES

Training material: English, French

Trainers: 25+ spoken languages by TRIGO trainers all over the world

EVALUATION METHOD

Knowledge test (Multi Choice Questions)

TO GO FURTHER

Consulting services for implementation in your company

[Contact Us](#)

SECTORS: AEROSPACE-DEFENCE
MANAGEMENT SYSTEMS

○ TRAINING QUALIFICATION CERTIFICATE

OBJECTIVES

- Understand the requirements of the EN 9100 standard and know how to use it.
- Evaluate your current practices in relation to the requirements of the standard.
- Detect opportunities for improvement or needs for evolution

TRAINING PROGRAM:

1. EN 9100 standard
2. The concepts of quality management system and the links with the standard
3. Requirements for value-added activities
4. Requirements related to support activities
5. Requirements related to the management of company's activities
6. Requirements related to the construction of the company's QMS
7. Analysis of the management of the company's processes
8. Areas for improvement

TRAINING METHOD

The standard is analysed in a logical and progressive way, i.e. the requirements are studied through the typical processes of a company, i.e. the activities creating added value for its customers, then the support activities and finally the management activities.

The paragraphs of the standard are dissected to extract the key elements, which are then compared with examples of best practices implemented in certified companies that have successfully assimilated the requirements for the benefit of the company and its efficiency.

A "red thread" case study is used to assess various concrete company situations and thus perfect the proper understanding and use of the standard. Finally, each participant must, as the analysis of the requirements progresses:

- Determine which ones impact them daily, and how he contributes concretely to its application for the benefit of his company
- Evaluate the actual level of implementation and the performance obtained
- Identify your own areas for improvement.

FOR MORE INFO

[Visit the website](#)

RECOMMENDED FOR

Quality Managers & Engineers

Design / Process /
Industrialization / Production
/ Logistics / Supply Chain
/ Maintenance Managers &
Engineers

Management teams / Head of
departement

Project Managers

Auditors

PREREQUISITES

No prerequisites

DURATION

4 days

**NUMBER OF
PARTICIPANTS**

4 (min) to 12 (max)

DELIVERY METHOD

Onsite session

TRAINING MATERIALS

Participant's file containing
the presentations delivered
during the training and the
exercise materials

LANGUAGES

Training material: English /
French

Trainers: 25+ spoken
languages by TRIGO trainers
all over the world

EVALUATION METHOD

Knowledge test (Multi Choice
Questions)

TO GO FURTHER

Trainings: [MSY202](#) - [TM268](#)
- [TM267](#) - [TM211](#)

Consulting services for
implementation in your
company

[Contact Us](#)

SECTORS: AEROSPACE-DEFENCE
MANAGEMENT SYSTEMS

○ TRAINER'S ASSESSMENT

OBJECTIVES

- Be able to prepare, conduct and complete an audit in accordance with the requirements of ISO 19011
- Perform an efficiency audit of the management system set up according to 9100
- Be able to identify areas for improvement

TRAINING PROGRAM:

1. Reminders on the process approach
2. Efficiency in aerospace and defense
3. The links between 9100 and efficiency
4. The risk approach and the consideration of all requirements
5. The audit organization
6. The drafting of the findings
7. The step by step audit according to the CAPDo® methodology
8. Carry out audits
9. Preparation of the report
10. Follow-up of action plans

Optional day**TRAINING METHOD**

The training method used is entertaining and diversified, with the aim of mastering the job of systems auditor by process, in accordance with the requirements of the standard.

The system audit methodology (CAPDo®) is acquired through alternating sequences of practical methodology and concrete application.

FOR MORE INFO

[Visit the website](#)

RECOMMENDED FOR

Quality Managers & Engineers
Future internal & supplier auditors

PREREQUISITES

Good knowledge of 9100 standard

DURATION

3 days

NUMBER OF PARTICIPANTS

4 (min) to 9 (max)

DELIVERY METHOD

Onsite session

TRAINING MATERIALS

Participant file containing the training material and exercises. Training materials in digital format are made available to trainees a few days before the course

LANGUAGES

Training material: English / French

Trainers: 25+ spoken languages by TRIGO trainers all over the world

EVALUATION METHOD

Trainer's assessment

TO GO FURTHER

Trainings: [TM268](#) - [TM267](#) - [TM211](#)

Consulting services for implementation in your company

[Contact Us](#)

SECTORS: AEROSPACE-DEFENCE
MANAGEMENT SYSTEMS

○ TRAINING QUALIFICATION CERTIFICATE

OBJECTIVES

- Understand the EN 9110:2018 requirements and how to use it
- Assess your current practices against the requirements of the standard
- Identify opportunities for improvement or needs for change

TRAINING PROGRAM:

1. EN 9110: 2018 structure / organisation
2. Fundamentals of the quality management system and the links with the standard
3. Requirements for value-added activities
4. Requirements related to support activities
5. Requirements related to the management of the company's activities
6. Requirements related to the construction of the company's QMS
7. Analysis of the company's process management
8. Areas for improvement

TRAINING METHOD

The standard is analysed in a logical and progressive way, i.e. the requirements are studied through the typical processes of a company, i.e. the activities creating added value for its customers, then the support activities and finally the management activities.

The paragraphs of the standard are dissected to draw out the key elements for aviation maintenance organisations, which are then compared with examples of best practices implemented in certified companies that have successfully assimilated the requirements for the benefit of the company and its efficiency.

A case study is used to assess various concrete company situations and thus perfect the correct understanding and use of the standard.

Finally, as the requirements are analysed, each participant must:

- Determine which ones impact them daily, and how they contribute concretely to its application for the benefit of their company
- Evaluate the actual level of implementation and the performance obtained
- Identify its own areas for improvement.

FOR MORE INFO

[Visit the website](#)

RECOMMENDED FOR

Process Managers
Internal auditors
Management teams
Quality / QHSE managers, leaders

PREREQUISITES

No prerequisites

DURATION

2 days

NUMBER OF PARTICIPANTS

3 (min) to 12 (max)

DELIVERY METHOD

Onsite or [Remote session](#)

TRAINING MATERIALS

Participant's file containing the presentations delivered during the training and the exercise materials

LANGUAGES

Training material: English, French

Trainers: 25+ spoken languages by TRIGO trainers all over the world

EVALUATION METHOD

Knowledge test (Multi Choice Questions)

TO GO FURTHER

Consulting services for implementation in your company

[Contact Us](#)

SECTORS: AEROSPACE-DEFENCE
MANAGEMENT SYSTEMS

○ TRAINING QUALIFICATION CERTIFICATE

OBJECTIVES

- Be able to prepare, conduct and close an audit in accordance with the requirements of ISO 19011 and EN9101
- Be able to carry out an audit of the effectiveness of the management system built in accordance with EN 9100
- Be able to identify areas for improvement

TRAINING PROGRAM:

1. A reminder of the process approach
2. Efficiency in aeronautical maintenance
3. The links between EN 9110 and efficiency
4. The risk approach and taking all requirements into account: Risk management
5. Audit organisation: Audit PDCA, Building the audit plan according to CAPDo®
6. Drawing up reports
7. The step-by-step CAPDo® audit methodology: Analysis of the process to be audited
8. Conducting audits
9. Preparing the report
10. Familiarity with the operating procedure for the different phases of the audit
11. Follow-up of action plans

TRAINING METHOD

The teaching method used is fun and varied, to help you master the job of systems auditor by process, in accordance with the requirements of the standard.

The system audit methodology (CAPDo®) is acquired by alternating sequences of getting to grips with the methodology and putting it into practice on actual aerospace and defence cases.

FOR MORE INFO

[Visit the website](#)

RECOMMENDED FOR

Any member of management wishing to become an internal and supplier quality auditor in the context of EN 9110

PREREQUISITES

Proficiency in EN 9110 or EN 9100

DURATION

3 days

NUMBER OF PARTICIPANTS

4 (min) to 12 (max)

DELIVERY METHOD

Onsite session

TRAINING MATERIALS

Participant's file containing the presentations delivered during the training and the exercise materials

LANGUAGES

Training material: English/ French/Spanish

Trainers: 25+ spoken languages by TRIGO trainers all over the world

EVALUATION METHOD

Knowledge test (Multi Choice Questions)

TO GO FURTHER

Trainings: [TM268](#) - [TM267](#)

Consulting services for implementation in your company

[Contact Us](#)

SECTORS: AEROSPACE-DEFENCE
MANAGEMENT SYSTEMS

○ TRAINING QUALIFICATION CERTIFICATE

OBJECTIVES

- Understand the requirements of EN 9120:2018
- Know how to implement the requirements of EN 9120:2018 and build your action plan

TRAINING PROGRAM:

1. The objectives and scope of EN 9120
2. The new structure of EN 9120
3. The Interested Parties
4. Risk-based thinking to make the system a prevention tool
5. Preventing the use of counterfeit or suspected non-conforming parts
6. Leadership to manage your QMS
7. The QMS processes, action planning and review of the achievement of objectives
8. The organization's ability to control changes
9. The extension of the concept of external service provider
10. Human resources and other changes to the standard
11. Consolidating migration plans

TRAINING METHOD

The requirements of the standard are studied in an active way, in the form of teamwork and with the help of a case study:

- Systematic reinforcement by the facilitator through the illustration of concrete examples
- Individual reflection to enable each participant to project themselves into the concrete context of your company
- Development of action plans for your company
- Consolidation by the trainer during an individual debriefing
- Complementary group debriefing

FOR MORE INFO

[Visit the website](#)

RECOMMENDED FOR

Quality / QHSE managers,
leaders

Project Managers

Process Experts

Internal Auditors

PREREQUISITES

No prerequisite

DURATION

2 days

NUMBER OF PARTICIPANTS

4 (min) to 12 (max)

DELIVERY METHOD

Onsite or [Remote session](#)

TRAINING MATERIALS

Participant's file containing the presentations delivered during the training and the exercise materials.

LANGUAGES

Training material: English, French

Trainers: 25+ spoken languages by TRIGO trainers all over the world

EVALUATION METHOD

Knowledge test (Multi Choice Questions)

TO GO FURTHER

Trainings: [TM268](#) - [TM267](#)

Consulting services for implementation in your company

[Contact Us](#)

SECTORS: AEROSPACE-DEFENCE MANAGEMENT SYSTEMS

TRAINING ATTENDANCE CERTIFICATE

OBJECTIVES

- To improve the auditing practice of management system standards in the ASD sector (EN 9100, or EN9110, or EN9120, or AS 13100)
- To develop expertise in the process audit and risk-based approach in accordance with ISO 19011, EN 9101 and the engine manufacturers' reference manuals RM 13005 and RM 13009
- Qualification as an ASD Lead Auditor

TRAINING PROGRAM:

1. Review the principles of QMS standards (HLS structure, PDCA, process approach, etc.)
2. Reminder of the ISO 19011 and EN 9101 principles audit standards. Specific audit requirements for engine manufacturers based on the manuals RM 13005 and RM 13009
3. Preparing for the audit: the Crosby turtle risk approach
4. Audit effectiveness
5. Auditor behavior
6. Classification of non-conformities
7. Final feedback

TRAINING METHOD

This course focuses on auditor development. Audit case studies have been specifically created.

Recommendations, corrections, discussions, information exchange and learning are at the heart of the training session. In addition, trainer assessment of auditor performance and understanding is focused on improvement.

FOR MORE INFO

[Visit the website](#)

RECOMMENDED FOR

Internal or supplier auditors

PREREQUISITES

Already qualified or have considerable experience as an ISO 19011 internal or supplier auditor

Good knowledge of the ASD sector

Good expertise of the main quality methods and tools

Good awareness of the requirements applicable to EN9100 or EN9110 or EN9120 or AS13100 management systems

DURATION

2 days

NUMBER OF PARTICIPANTS

4 (min) to 12 (max)

DELIVERY METHOD

Onsite or [Remote session](#)

TRAINING MATERIALS

Participant file containing the presentations delivered during the training and the exercise materials. Training materials in digital format are made available to trainees a few days before the course

LANGUAGES

Training material: English / French

Trainers: 25+ spoken languages by TRIGO trainers all over the world

EVALUATION METHOD

Results assessment based on practical role-playing and/or Knowledge test (Multi Choice Questions)

TO GO FURTHER

Consulting services for implementation in your company

[Contact Us](#)

SECTORS: RAILWAY
MANAGEMENT SYSTEMS

○ TRAINING QUALIFICATION CERTIFICATE

OBJECTIVES

- Understand process-based approach and risks-based approach to be implemented in a QMS
- Understand the requirements of ISO 22163
- Know how to implement the requirements of ISO 22163 and build your action plan

TRAINING PROGRAM:

1. Introduction to ISO 22163:2023
2. Context of the organization
3. Process-based approach
4. Quality management system planning
5. Leadership
6. Specific requirements for customer processes
7. Specific requirements for support processes
8. Other specific requirements for management processes
9. IRIS certification – additional requirements, guidelines and IRIS tool
10. Assessment and end of the course

TRAINING METHOD

Practical exercises and reinforcement are combined to help participants discover the standard. Group work, followed by feedback sessions, will enable participants to reinforce their understanding of the requirements and associated risks.

The standard is analysed in a logical and progressive way to draw out the key elements. A “red thread” case study is used to assess various concrete company situations and thus perfect the proper understanding and use of the standard.

Finally, as the requirements are analysed, each participant must:

- Determine which ones impact them daily, and how they contribute concretely to its application for the benefit of their company
- Evaluate the actual level of implementation and the performance obtained
- Identify its own areas for improvement

FOR MORE INFO

[Visit the website](#)

RECOMMENDED FOR

Quality / QHSE managers and engineers
Department managers / Management teams
Project managers
Future internal & supplier auditors

PREREQUISITES

No prerequisites

DURATION

2 days

NUMBER OF PARTICIPANTS

4 (min) to 12 (max)

DELIVERY METHOD

Onsite or [Remote session](#)

TRAINING MATERIALS

Participant's file containing the presentations delivered during the training and the exercise materials

LANGUAGES

Training material: English, French

Trainers: 25+ spoken languages by TRIGO trainers all over the world

EVALUATION METHOD

Knowledge test (Multi Choice Questions)

TO GO FURTHER

Consulting services for implementation in your company

[Contact Us](#)



TRAINING COURSES

CYBERSECURITY / INFORMATION SYSTEMS

SECTORS: AUTOMOTIVE
CYBERSECURITY / INFORMATION SYSTEMS

○ TRAINING QUALIFICATION CERTIFICATE

OBJECTIVES

- Know the main cybersecurity threats applicable to electrical and electronic (E/E) components and systems
- Understand how to set up an operational cybersecurity management
- Know the engineering requirements for cybersecurity risk management in design, product development, production, operations, maintenance and electrical and electronic systems
- Identify responsibilities within the supply chain
- Know the applicable legal requirements
- Have a common language for communication around cyber security risks
- Understand how to perform a cybersecurity risk analysis and assessment with the TARA (Threat Analysis and Risk Assessment) tool, and deal with them effectively

TRAINING PROGRAM:

1. Introduction to cyber security
2. Standards and legal aspects
3. Cybersecurity terms
4. Organisational management of cybersecurity
5. Cyber security within projects
6. Distributed cybersecurity activities
7. Design phase activities
8. Product development – requirements and specifications
9. Product development – implementation and verification
10. Product development – cyber security testing
11. Cybersecurity validation
12. Production
13. Operation and maintenance
14. End of security support and decommissioning

TRAINING METHOD

Training that puts the participants in a situation for a better implementation of the ISO/SAE 21434 standard and a better deployment of the standard's requirements.

Exchanges between participants based on their experience in implementing and assessing vehicle cybersecurity risks.

FOR MORE INFO

[Visit the website](#)

RECOMMENDED FOR

Design Managers & Engineers
Cybersecurity referents in the company
Cybersecurity managers/ leaders, experts
E/E system development quality
Quality Managers & Engineers
Project Managers
Auditors

PREREQUISITES

The participants have a first knowledge of cybersecurity or functional safety within the automotive world
Participants have a professional level of English (assessment template only available in English)

DURATION

2 days

NUMBER OF PARTICIPANTS

4 (min) to 12 (max)

DELIVERY METHOD

Onsite or [Remote session](#)

TRAINING MATERIALS

Participant's file containing the presentations delivered during the training and the exercise materials

LANGUAGES

Training material: English
Trainers: 25+ spoken languages by TRIGO trainers all over the world

EVALUATION METHOD

Knowledge test (Multi Choice Questions)

TO GO FURTHER

Consulting services for implementation in your company

Contact Us



TRAINING COURSES

TOOLS & METHODS

SECTORS: GENERIC
TOOLS & METHODS

○ TRAINING ATTENDANCE CERTIFICATE

OBJECTIVES

- Have a better understanding about the importance of analyzing risks and you will learn how to plan the risk management process
- Understand the principles for risk analysis and learn how to set the priority for the identified risks
- Learn how to manage risks and learn how to reach a common ground between a conservative and a risky approach
- Learn and practice techniques to analyze risk from a quantitative and qualitative perspective
- Learn how to properly monitor risks

TRAINING PROGRAM:

1. Introduction
2. Agenda Overview -Your approach towards risk
3. Risk Management / Managing risks
4. Practical application

TRAINING METHOD

The course will be delivered in an interactive manner; all the participants will be involved in the process. The learning content will be transmitted through presentations (the theoretical background) and especially through specific exercises and case studies (related to the professional activity of the participants).

FOR MORE INFO

[Visit the website](#)

RECOMMENDED FOR

The training is dedicated to managers, engineers, technical advisors, and project leaders of international and multinational companies, as well as anyone who works with or within projects

PREREQUISITES

No prerequisite

DURATION

4 days

NUMBER OF PARTICIPANTS

4 (min) to 12 (max)

DELIVERY METHOD

Onsite or [Remote session](#)

TRAINING MATERIALS

Participant's file containing the presentations delivered during the training and the exercise materials

LANGUAGES

Training material: English, Romanian

Trainers: 25+ spoken languages by TRIGO trainers all over the world

EVALUATION METHOD

The ability to apply the concepts and tools taught through practical exercises is validated by the trainer

TO GO FURTHER

Consulting services for implementation in your company

[Contact Us](#)

SECTORS: GENERIC TOOLS & METHODS

TRAINING QUALIFICATION CERTIFICATE

OBJECTIVES

- Identify ways to improve individual and collective FMEA practices
- Identify the key success factors in terms of methodology and effective FMEA animation
- Understand the FMEA key issues and know how to self-assess
- Know how to facilitate an FMEA working group using effective leadership
- Understand the key roles

TRAINING PROGRAM:

1. The key factors for success in the planning phase
2. Key roles within the FMEA team (team composition, key roles, rights, and duties, etc.)
3. Key methodological success factors
4. The key success factors for facilitation (time management, ground rules, decision making, etc.)
5. Sustain the results of the FMEA
6. Actions to be taken to develop or improve FMEA facilitation

TRAINING METHOD

The trainees identify the best practices of FMEA at each major step of the methodology:

- Open session: instruction based on a case study
- In-house session: instruction based on a company-specific case study selected with TRIGO

FOR MORE INFO

[Visit the website](#)

RECOMMENDED FOR

FMEA facilitators who wish to improve their facilitation and leadership skills in the FMEA domain

Design / Process / Industrialization / Project Managers and Engineers

PREREQUISITES

Be trained on FMEA method, and have conducted FMEA analysis

DURATION

1 day

NUMBER OF PARTICIPANTS

4 (min) to 12 (max)

DELIVERY METHOD

Onsite or [Remote session](#)

TRAINING MATERIALS

Participant's file containing the presentations delivered during the training and the exercise materials

LANGUAGES

Training material: English, French

Trainers: 25+ spoken languages by TRIGO trainers all over the world

EVALUATION METHOD

The trainer assesses the trainees' ability to apply the principles and tools taught by using practical exercises / or Knowledge test (Multi Choice Questions)

TO GO FURTHER

Training: [TM139](#)

Consulting services for implementation in your company

[Contact Us](#)

SECTORS: GENERIC TOOLS & METHODS

TRAINING QUALIFICATION CERTIFICATE

OBJECTIVES

- Understand the benefits of carrying out Design FMEA
- Knowing how to carry out a functional analysis (external and internal functions)
- Know how to plan and prioritize your Design FMEA
- Understand the basic FMEA concepts: failure mode, cause, effect, prevention and detection
- Know how to prioritize risks to define risk reduction actions
- Linking the Design FMEA to the design verification/validation plan
- Avoiding errors when drawing up a Design FMEA
- Knowing how to audit a Design FMEA effectively (key points to be audited)

TRAINING PROGRAM:

1. FMEA history
2. FMEA challenges for external customers and the company
3. Aims and links with other types of FMEA
4. Design FMEA team
5. Design FMEA preparation phase: external and internal functional analyses
6. Basic concepts and definitions: cause, failure mode, effect, prevention, detection
7. FMEA tables
8. Rating grids: Severity – Occurrence – Detection
9. Actions priority using RPN
10. Determining product characteristics
11. Pitfalls to avoid in Design FMEA
12. Sustainability of the Design FMEA
13. SWOT of your Design FMEA practices

TRAINING METHOD

The trainees identify the best practices of FMEA at each major step of the methodology:

- Open session, public seminar: instruction based on a case study
- Dedicated session: instruction based on a company-specific case study selected with TRIGO

FOR MORE INFO

[Visit the website](#)

RECOMMENDED FOR

Quality Managers & Engineers
Design / Product / R&D Managers & Engineers
Project Managers
Process / Industrialization / Methods Managers & Engineers
FMEA facilitators
Auditors
Anyone involved in a Design FMEA

PREREQUISITES

No prerequisites

DURATION

2 days

NUMBER OF PARTICIPANTS

4 (min) to 12 (max)

DELIVERY METHOD

Onsite or [Remote session](#)

TRAINING MATERIALS

Participant's file containing the presentations delivered during the training and the exercise materials

LANGUAGES

Training material: English, French

Trainers: 25+ spoken languages by TRIGO trainers all over the world

EVALUATION METHOD

Knowledge test (Multi Choice Questions)

TO GO FURTHER

Trainings: [TM016](#) - [TM031](#)

Consulting services for implementation in your company

[Contact Us](#)

SECTORS: GENERIC TOOLS & METHODS

TRAINING QUALIFICATION CERTIFICATE

OBJECTIVES

- Go further than customer requirements and standards to fully understand the organization's benefits of conducting a PFMEA
- Know how to schedule and set priorities for a PFMEA
- Understand the various FMEA principles: Failure Mode, Cause and Effect and the difference between Prevention and Detection
- Know how to assign priorities to risks in identifying mitigating actions
- Establish the link between the PFMEA and the control plan
- Avoid pitfalls when preparing a PFMEA
- How to effectively audit a PFMEA (key elements to be verified)

TRAINING PROGRAM:

1. Introduction: Historical context, PFMEA challenges, objectives
2. FMEA Team Setup
3. 4-step PFMEA creation and risk analysis prioritization:
4. Collect information
5. Key elements: Failure chain and impact on the customer, prevent and detect to prevent and/or detect failure
6. FMEA tables view
7. Severity – Occurrence – Detection: RPN action decision making, key process characteristics in relation to key product characteristics
8. Sustainability of PFMEA
9. SWOT analysis

TRAINING METHOD

Participants discover the best practices of PFMEA:

- Open training session: practice on a case study
- In-house training session: application on a customized client case study, to be identified during a preliminary session with the trainer

FOR MORE INFO

[Visit the website](#)

RECOMMENDED FOR

Design / Process / Industrialization / Methods / Production / Logistics / Maintenance Managers & Engineers
Quality Managers & Engineers
Project Managers
Anyone involved in a Process FMEA
FMEA coordinator/facilitator
Auditors

PREREQUISITES

No prerequisite

DURATION

2 days

NUMBER OF PARTICIPANTS

4 (min) to 12 (max)

COURSE TYPE

Onsite or Remote session

TRAINING MATERIALS

Participant file with presentations delivered during the course and exercise materials. Training materials in digital format are made available to trainees a few days before the course

LANGUAGES

Training material: English, French

Trainers: 25+ spoken languages by TRIGO trainers all over the world

EVALUATION METHOD

Knowledge test (Multi Choice Questions)

TO GO FURTHER

Training: [TM016](#)

Consulting services for implementation in your company

Contact Us

SECTORS: GENERIC TOOLS & METHODS

TRAINING QUALIFICATION CERTIFICATE

OBJECTIVES

- Apply the functional analysis methodology based on the technical specifications of the equipment
- Understand and apply the Machinery FMEA method and steps to optimize the design of manufacturing equipment and minimize the risk of failure
- Define the input data needed to draw up effective maintenance plans
- Be able to carry out Machinery FMEA audit

TRAINING PROGRAM:

1. Introduction to FMEA.
2. The Machinery FMEA in detail:
 - The functional analysis of the machine.
 - The core of the Machinery FMEA.
 - Assessment of the Machinery FMEA.
3. FMEA and IATF 16949: 2016.
4. Organization of the FMEA:
 - The rights and duties of the team.
 - The overall management of the FMEA.
 - The global approach in the company.

TRAINING METHOD

The training is based on a case study followed on a practical issue in the company or suggested by the trainer.

Trainees identify the gaps between their company's current practices and FMEA best practices at each major phase of the methodology.

FOR MORE INFO

[Visit the website](#)

RECOMMENDED FOR

Quality Managers & Engineers
Process / Industrialization / Methods / Production / Maintenance Managers & Engineers

PREREQUISITES

No prerequisites

DURATION

2 days

NUMBER OF PARTICIPANTS

4 (min) to 12 (max)

DELIVERY METHOD

Onsite or Remote session

TRAINING MATERIALS

Participant file with presentations delivered during the course and exercise materials. Training materials in digital format are made available to trainees a few days before the course

LANGUAGES

Training material: English, French

Trainers: 25+ spoken languages by TRIGO trainers all over the world

EVALUATION METHOD

Knowledge test (Multi Choice Questions)

TO GO FURTHER

Consulting services for implementation in your company

[Contact Us](#)

**SECTORS: GENERIC
TOOLS & METHODS**◦ **TRAINING QUALIFICATION CERTIFICATE****OBJECTIVES**

- Know how to pre-identify the variables to be studied through hypothesis testing
- Understand the basic statistical concepts associated with experimental design
- Know how to conduct and analyse the results of factorial experimental designs
- Identify the response surface model
- Identify the most robust factors settings
- Understand the conditions for successful implementation of experimental designs
- Plan to conduct design of experiments in your company

TRAINING PROGRAM:

1. Key definitions and principles.
2. Screening designs (Plackett Burman design and Taguchi design).
3. Pre-selection of factors to be studied with a factorial experimental design.
4. Filtering design.
5. Complete factorial designs.
6. Response surface modelling.
7. Response optimisation.
8. Synthesis and evaluation of the approach.

TRAINING METHOD

The teaching method used is fun and based on a case study to put the trainees in a real-life situation.

Use of MINITAB software (a demonstration version is available on the MINITAB website).

FOR MORE INFO

[Visit the website](#)

RECOMMENDED FOR

Industrialization / Engineering managers. Quality / QHSE managers, leaders

PREREQUISITES

No prerequisites

DURATION

2 days

NUMBER OF PARTICIPANTS

4 (min) to 12 (max)

DELIVERY METHOD

Onsite or [Remote session](#)

TRAINING MATERIALS

Participant's file containing the presentations delivered during the training and the exercise materials

LANGUAGES

Training material: English, French

Trainers: 25+ spoken languages by TRIGO trainers all over the world

EVALUATION METHOD

Validation by the trainer of the ability to apply the concepts and tools taught through situational exercises

TO GO FURTHER

Consulting services for implementation in your company

[Contact Us](#)

SECTORS: GENERIC TOOLS & METHODS

TRAINING ATTENDANCE CERTIFICATE

OBJECTIVES

- Understand the 40 inventive principles
- Know how to use the contradiction matrix to identify which inventive principles are most likely to be useful in resolving the contradiction
- Understand the added value of TRIZ compared to other methods
- Assess the potential use and added value of TRIZ in your company

TRAINING PROGRAM:

1. Introduction, the origins of TRIZ
2. The fundamental principles of TRIZ, the levels of inventiveness
3. Introduction to the 4 stages of the methodology
4. Stage 1: Documenting the problem: the Innovative Situations Questionnaire (ISQ)
5. Stage 2: Modelling the problem using functional analysis: useful functions, harmful functions
6. Stage 3: The search for innovative concepts
7. Stage 3 (cont'd): The search for innovative concepts
8. Stage 3 (cont'd): The search for innovative concepts
9. Stage 3 (cont'd): The search for innovative concepts Resolving physical contradictions: the 11 principles
10. Stage 4: Choosing solutions
11. Introduction to tools for overcoming psychological inertia
12. The 8 laws of technical system evolution
13. Alternative systems method
14. The Vépole modelling system: Substances - Fields analysis, and 76 standard solutions
15. The 6 steps towards ideality
16. To go further with TRIZ after the training

TRAINING METHOD

The understanding of the approach is acquired through theoretical contributions, examples and practical exercises in sub-groups based on real industrial case studies. During the intersessional period, the trainees apply the approach to a real case from their company. The work is presented on the second day of training.

This training is offered in 2 one-day sessions with a one-month intersession.

FOR MORE INFO

[Visit the website](#)

RECOMMENDED FOR

Employees in the innovation, R&D, design office, marketing, industrialization/ methods, production/ maintenance departments in charge of developing innovations in the company

PREREQUISITES

No prerequisites

DURATION

2 days

NUMBER OF PARTICIPANTS

4 (min) to 12 (max)

DELIVERY METHOD

Onsite session

TRAINING MATERIALS

Participant file including presentations delivered during the course and the exercise materials. Training materials in digital format are made available to trainees a few days before the course

LANGUAGES

Training material: English, French

Trainers: 25+ spoken languages by TRIGO trainers all over the world

EVALUATION METHOD

Knowledge test MCQ

TO GO FURTHER

Consulting services for implementation in your company

[Contact Us](#)

SECTORS: GENERIC TOOLS & METHODS

TRAINING QUALIFICATION CERTIFICATE

OBJECTIVES

- Be autonomous in planning and conducting manufacturing process audits
- Acquire a methodology to audit any manufacturing process
- Carry out training audits (on a case study in open-session), or on a real process in a company (In house-session or on a host site)

TRAINING PROGRAM:

1. The manufacturing process (definitions, steps, turtle diagram)
2. Perform an audit using PDCA
3. The subjects/themes to be audited
4. Rankings
5. The CAPDo© method for conducting the audit
6. Role-plays with mini audits (plan, conduct and report findings)
7. Pre-audit planning on case studies or real cases
8. Write an audit questionnaire
9. Perform an audit and write a report
10. Build the individualized action plan

TRAINING METHOD

The step-by-step audit methodology, with alternating theory and practice, promotes rapid acquisition of knowledge.

The work in sub-groups and the restitution exercises involve each trainee in developing his or her ability to summarise and express himself or herself orally.

At the end of the course, an individual action plan is defined between the trainer and the participant.

FOR MORE INFO

[Visit the website](#)

RECOMMENDED FOR

Internal Quality auditors or suppliers' auditors

Quality / QHSE managers/ leaders, experts. Process managers/leaders

PREREQUISITES

No prerequisites

DURATION

3 days

NUMBER OF PARTICIPANTS

4 (min) to 9 (max)

DELIVERY METHOD

Onsite session

TRAINING MATERIALS

Participant's file containing the presentations delivered during the training and the exercise materials

LANGUAGES

Training material: English, French

Trainers: 25+ spoken languages by TRIGO trainers all over the world

EVALUATION METHOD

Validation by the trainer of the ability to apply the concepts and tools taught through situational exercises

TO GO FURTHER

Consulting services for implementation in your company

[Contact Us](#)

SECTORS: GENERIC TOOLS & METHODS

TRAINING QUALIFICATION CERTIFICATE

OBJECTIVES

- Be able to apply the different steps of the method rigorously
- Understand the key principles involved in leading a problem-solving group
- Know how to choose and make good use of the tools associated with each step

TRAINING PROGRAM:

1. The problems and benefits of a problem-solving methodology
2. Discovering the problem-solving approach
3. P1 – Build the team
4. P2 – Define the problem
5. P3 – Identify the causes
6. D4 – Define and select solutions
7. D5 – Prepare and implement the solution
8. C6 – Analyse results, check effectiveness
9. A7 – Standardise and transfer knowledge
10. A8 – Feedback, recognising the team, closing
11. Summary and pitfalls

TRAINING METHOD

After a theory-based presentation, participants work in sub-groups to understand and appropriate the steps and tools of the method, reinforced by additional theory. Throughout the course, trainees take it in turns to be put in the role of facilitator, to reinforce their skills in leading work groups.

- Open session: each sequence is illustrated by exercises and case study.
- In-house session: a preparatory session prior to the course will enable to reinforce certain sequences and tools according to the areas for improvement identified by the company.

In addition to the training, we can organise a half-day feedback session to assess the trainees' level of mastery about the problem-solving approach and provide any necessary reinforcement.

FOR MORE INFO

[Visit the website](#)

RECOMMENDED FOR

Anyone involved in problem-solving approach.
Quality Managers & Engineers
Project Managers
Design / Product / R&D Managers & Engineers
Process / Industrialization / Methods / Production / Logistics / Maintenance Managers & Engineers
Purchasing Managers

PREREQUISITES

No prerequisites

DURATION

2 days

NUMBER OF PARTICIPANTS

4 (min) to 12 (max)

DELIVERY METHOD

Onsite

TRAINING MATERIALS

Participant's file containing the presentations delivered during the training and the exercise materials

LANGUAGES

Training material: English / French / Hungarian/ Slovakian
Trainers: 25+ spoken languages by TRIGO trainers all over the world

EVALUATION METHOD

Knowledge test (Multi Choice Questions)

TO GO FURTHER

Consulting services for implementation in your company

[Contact Us](#)

SECTORS: GENERIC TOOLS & METHODS

TRAINING QUALIFICATION CERTIFICATE

PREREQUISITES

- Knowledge of problem-solving methods (such as 8D) is a plus.
- For in-house QRQC deployment, the 3 management levels of QRQC, starting by the Executive Committee members, has to be trained : dedicated training for each QRQC level (contact us).

OBJECTIVES

- Understand the 3 QRQC levels and problems to tackle at each level.
- Understand the organization routines to put in place.
- Identify the key factors of success
- Define your implementation plan of QRQC in your plant

TRAINING PROGRAM:

1. Introduction to QRQC: history & expected benefits
2. Key principles of QRQC
3. The different QRQC levels
4. The main tools
5. The different levels of monitoring
6. Pitfalls to avoid
7. The implementation process

TRAINING METHOD

This course alternates between presentations, videos and concrete examples of QRQC implementation in industry.

FOR MORE INFO

[Visit the website](#)

RECOMMENDED FOR

Design / Process / Industrialization / Methods / Production / Logistics / Maintenance Managers & Engineers

Quality Managers & Engineers

Plant managers

Head of department

Project Managers

DURATION

1 day

NUMBER OF PARTICIPANTS

4 (min) to 12 (max)

DELIVERY METHOD

Onsite or [Remote session](#)

TRAINING MATERIALS

Participant's file containing the presentations delivered during the training and the exercise materials

LANGUAGES

Training material: English/ French/ Hungarian/ Romanian

Trainers: 25+ spoken languages by TRIGO trainers all over the world

EVALUATION METHOD

Knowledge test (Multi Choice Questions)

TO GO FURTHER

Consulting services for implementation in your company

[Contact Us](#)

SECTORS: GENERIC
TOOLS & METHODS

○ TRAINING QUALIFICATION CERTIFICATE

OBJECTIVES

- Discover the APQP, PPAP, FMEA, MSA and SPC manuals
- Know when and how to use them in projects
- Understand what these manuals bring to project management
- Discover the main concepts and tools contained in these manuals

TRAINING PROGRAM:

1. Project management: APQP
2. FMEA
3. The MSA
4. The SPC
5. the PPAP

TRAINING METHOD

Thanks to a combination of entertaining and varied training methods, participants learn the main concepts of the different manuals by carrying out activities in sub-groups, which encourages discussion and the acquisition of knowledge.

Regular summaries highlight the key points of the manuals and show the links and sequences between them.

FOR MORE INFO

[Visit the website](#)

RECOMMENDED FOR

Quality Managers & Engineers
Project Managers
Design / Product / R&D
Managers & Engineers
Process / Industrialization
/ Methods / Production
Managers & Engineers
Quality auditors

PREREQUISITES

Knowledge of quality management principles in the automotive industry is an advantage

DURATION

3 days

NUMBER OF PARTICIPANTS

4 (min) to 12 (max)

DELIVERY METHOD

Onsite or [Remote session](#)

TRAINING MATERIALS

Participant file containing the training material and exercises. Training materials in digital format are made available to trainees a few days before the course

LANGUAGES

Training material: English/
French/Spanish/ Portuguese,
Romanian, Hungarian

Trainers: 25+ spoken languages by TRIGO trainers all over the world

EVALUATION METHOD

Knowledge test (Multi Choice Questions)

TO GO FURTHER

Trainings: [TM120](#) - [TM130](#) - [TM150](#) - [TM111](#) - [TM116](#) - [TM160](#) - [TM102](#) - [TM101](#)

Consulting services for implementation in your company

Contact Us

SECTORS: AUTOMOTIVE TOOLS & METHODS

TRAINING QUALIFICATION CERTIFICATE

OBJECTIVES

- Discover the German automotive industry specific quality requirements
- Identify the gap with these specific requirements
- Define an action plan to comply with these specific requirements

TRAINING PROGRAM:

1. Introduction: Presentation of the VDA manuals compared to AIAG manuals
2. The blue gold book “maturity level assurance for new parts” : ABC risk assessment, different milestones and associated maturity assessment
3. The red book VDA 2 “Production process & product approval (PPA)” : agreement between customer and supplier, « trigger matrix » to control changes, comparison with the AIAG PPAP
4. FMEA AIAG-VDA : key points, focus on BMW specific requirements.
5. The blue gold book “A process description covering special characteristics (SC)”
6. The red book VDA 5 “capability of measurement processes”: causes of variation in measurement results, uncertainties of measurement, QMS and QMP index
7. The red book “8D”
8. The blue gold book “Field failure analysis”: warranty return parts analysis process, “NTF No Trouble Found”.
9. Archiving documents & records : The VDA 1 manual

TRAINING METHOD

At the end of each module, a synthesis is made by the participants who self-assess their level of knowledge of the key points of the manuals studied.

A final summary is made at the end of the training to highlight the main key points identified by the participants, and their action plan for upgrading.

FOR MORE INFO

[Visit the website](#)

RECOMMENDED FOR

Quality Managers & Engineers
Project Managers
Design / Product / R&D Managers & Engineers
Process / Industrialization / Methods / Production Managers & Engineers
Purchasing Managers
Quality auditors

PREREQUISITES

Knowledge of quality management principles in the automotive industry is an advantage

DURATION

3 days

NUMBER OF PARTICIPANTS

4 (min) to 12 (max)

DELIVERY METHOD

Onsite or [Remote session](#)

TRAINING MATERIALS

Participant file containing the training material and exercises. Training materials in digital format are made available to trainees a few days before the course

LANGUAGES

Training material: English, French

Trainers: 25+ spoken languages by TRIGO trainers all over the world

EVALUATION METHOD

Knowledge test (Multi Choice Questions)

TO GO FURTHER

Consulting services for implementation in your company

[Contact Us](#)

**SECTORS: AUTOMOTIVE
TOOLS & METHODS****TRAINING QUALIFICATION CERTIFICATE****PREREQUISITES**

- Knowledge of AIAG Core Tools and IATF16949: 2016
- Have already taken part in FMEA studies according to AIAG-VDA
- Be familiar with basic statistical techniques
- If you are not familiar with the Automotive Core Tools, we recommend that you participate to the AIAG Core Tools training - [TM100](#)

OBJECTIVES

- Remind the key points of Core tools (APQP, PPAP, FMEA, MSA, SPC, CP) in accordance with AIAG manuals
- Know how to audit them in the project phase or during production

TRAINING PROGRAM:

1. APQP - Key points to audit
2. PPAP - Key points to audit
3. FMEA - Key points to audit
4. Control Plan - Key points to audit
5. MSA - Key points to audit
6. SPC - Key points to audit
7. Interpreting Control chart and special causes rules
8. Audit report and recommendations for improvement following an audit

TRAINING METHOD

The training method alternates theoretical contributions, application exercises and audit situations. The ability to audit the Core Tools is assessed on audit situations.

FOR MORE INFO

[Visit the website](#)

RECOMMENDED FOR

Internal auditors (QMS, manufacturing processes),
Supplier auditors
Quality / QHSE managers
leaders

DURATION

3 days

**NUMBER OF
PARTICIPANTS**

4 (min) to 12 (max)

DELIVERY METHOD

Onsite or [Remote session](#)

TRAINING MATERIALS

Participant's file containing the presentations delivered during the training and the exercise materials

LANGUAGES

Training material: English, French

Trainers: 25+ spoken languages by TRIGO trainers over the world

EVALUATION METHOD

Knowledge test (Multi Choice Questions) and written application exam

TO GO FURTHER

Consulting services for implementation in your company

[Contact Us](#)

SECTORS: AUTOMOTIVE
TOOLS & METHODS

○ TRAINING ATTENDANCE CERTIFICATE

OBJECTIVES

- Discover the APQP and PPAP manuals
- Know when and how to use them in automotive projects
- Understand the benefits of using manuals in project management
- Learn the main principles and tools included in the manuals
- Understand the different stages in the project deployment process

TRAINING PROGRAM:

1. The essential of project management
2. Phase I: Planning
3. Phase II: Product Design / Development
4. Phase III: Design / Development of Manufacturing Processes
5. Phase IV: Product/Process Validation
6. Phase V: Serial life
7. Key elements of project management according to APQP

TRAINING METHOD

Thanks to a varied and fun learning method, participants learn the main principles of the different handbooks by carrying out activities in sub-groups, which encourages discussion and the development of knowledge. Regular summaries highlight the key points of the handbooks.

FOR MORE INFO

[Visit the website](#)

RECOMMENDED FOR

Quality Managers & Engineers
Project Managers
Design / Product / R&D Managers & Engineers
Process / Industrialization / Methods / Production / Logistics / Maintenance Managers & Engineers
Purchasing Managers

PREREQUISITES

No prerequisites

DURATION

1 day

NUMBER OF PARTICIPANTS

4 (min) to 12 (max)

DELIVERY METHOD

Onsite or [Remote session](#)

TRAINING MATERIALS

Participant file containing the training material and exercises. Training materials in digital format are made available to trainees a few days before the course

LANGUAGES

Training material: English, French

Trainers: 25+ spoken languages by TRIGO trainers all over the world

EVALUATION METHOD

Knowledge test (Multi Choice Questions)

TO GO FURTHER

Trainings: [CSR103](#) - [TM111](#) Consulting services for implementation in your company

[Contact Us](#)

TESTIMONIES

" The training was enjoyable and very entertaining and provided all the basics necessary to better understand the expectations of PPAP and APQP. Thank you very much."

Francis M.,
VALEO SIEMENS

SECTORS: AUTOMOTIVE TOOLS & METHODS

○ TRAINING QUALIFICATION CERTIFICATE

OBJECTIVES

- Be able to understand the principles related to the implementation of the automotive project management methodology
- Be prepared to plan a new product project and identify the inclusion of the AIAG Core Tools methodologies
- Know how to manage the internal implementation of project management

TRAINING PROGRAM:

1. The basic principles of project management (APQP Phases, Deliverables at each Phase, Project Team)
2. Phase I: Planning: Project risk assessment, Project scheduling adapted to the risks
3. Phase II: Product Design / Development: Special Characteristic, DFMEA, Poka Yoke, change management
4. Phase III: Design / Development of Manufacturing Processes: Manufacturing flow diagram, PFMEA, Control plan
5. Phase IV: Product / Process Validation: PPAP process, Product-Process qualification, Contingency plan
6. Phase V: Serial life: Ramp up, monitor and measure manufacturing processes, improve Manufacturing Processes, ensure on-time deliveries
7. The key Success Factors for managing a project according to APQP

TRAINING METHOD

The training outlines and clarifies the project process, the interactions between the various tools, and the requirements and criteria for each milestone.

This training emphasizes on APQP project management.

FOR MORE INFO

[Visit the website](#)

RECOMMENDED FOR

Quality Managers & Engineers
Project Managers
Design / Product / R&D Managers & Engineers
Process / Industrialization / Methods / Production Managers & Engineers
Purchasing Managers
Quality auditors

PREREQUISITES

No prerequisite

DURATION

2 Days

NUMBER OF PARTICIPANTS

4 (min) to 12 (max)

DELIVERY METHOD

Onsite or [Remote session](#)

TRAINING MATERIALS

Attendee file containing the training materials and practical exercises. Training materials in digital format are made available to trainees a few days before the course.

LANGUAGES

Training material: English, French

Trainers: 25+ spoken languages by TRIGO trainers all over the world

EVALUATION METHOD

Knowledge test (Multi Choice Questions)

TO GO FURTHER

Trainings: [CSR103](#) - [CSR101](#) Consulting services for implementation in your company

[Contact Us](#)

SECTORS: AUTOMOTIVE TOOLS & METHODS

○ TRAINING QUALIFICATION CERTIFICATE

OBJECTIVES

- Understand the APQP 3rd edition manual requirements
- Discover key differences and enhancements of this new edition
- Understand the Control Plan 1st edition manual
- Build the transition plan implementation

TRAINING PROGRAM:

1. Introduction: Motivations for change
2. APQP :
 - Setting up project governance
 - Management levels
 - Gates and checklists
 - Changes & new inputs/outputs at each phase
 - Transition plan for implementing changes/new features
3. Control Plan :
 - Documented basic elements of the control plan
 - Pass-Through Characteristics (PTC)
 - Product family control plan
 - Specific processes
 - Integration of safe-launch into the series and pre-series control plans
 - Revision of the control plan during series production
 - Transition plan for implementing changes/new features

TRAINING METHOD

Using a collaborative learning method, participants explore the new elements of the manuals by working in sub-groups on exercises that stimulate sharing and knowledge gathering.

Participants develop a post-training transition plan.

FOR MORE INFO

[Visit the website](#)

RECOMMENDED FOR

Project managers
Quality / QHSE managers, engineers, auditors
Project team members

PREREQUISITES

Understanding and applying APQP according to AIAG 2nd Edition. Awareness and application of the control plan

DURATION

1 Day

NUMBER OF PARTICIPANTS

4 (min) to 12 (max)

DELIVERY METHOD

Onsite or [Remote session](#)

TRAINING MATERIALS

Participant file containing the training material and exercises. Training materials in digital format are made available to trainees a few days before the course

LANGUAGES

Training material: English, French

Trainers: 25+ spoken languages by TRIGO trainers all over the world

EVALUATION METHOD

Knowledge test (Multi Choice Questions)

TO GO FURTHER

Consulting services for implementation in your company

[Contact Us](#)

SECTORS: AUTOMOTIVE TOOLS & METHODS

TRAINING QUALIFICATION CERTIFICATE

OBJECTIVES

- Be able to understand the principles related to the implementation of the automotive project management methodology.
- Be prepared to plan a new product/process project.
- Know how to manage the internal implementation of project management.

TRAINING PROGRAM:

1. The basic principles of project management (APQP Phases, Deliverables at each Phase, Project Team).
2. Phase I: Planning: Project risk assessment, Project scheduling adapted to the risks.
3. Phase II: Product Design / Development: Special Characteristic, DFMEA, Poka Yoke, change management.
4. Phase III: Design / Development of Manufacturing Processes: Manufacturing flow diagram, PFMEA, Control plan.
5. Phase IV: Product / Process Validation: PPAP process, Product-Process qualification, Contingency plan.
6. Phase V: Serial life: Ramp up, monitor and measure manufacturing processes, improve Manufacturing Processes, ensure on-time deliveries.
7. The key Success Factors for managing a project according to APQP.

TRAINING METHOD

The training outlines and clarifies the project process, the interactions between the various tools, and the requirements and criteria for each milestone.

This training emphasizes on APQP project management.

FOR MORE INFO

[Visit the website](#)

RECOMMENDED FOR

Quality Managers & Engineers
Project Managers
Design / Product / R&D Managers & Engineers
Process / Industrialization / Methods / Production / Logistics / Supply Chain / Maintenance Managers & Engineers
Purchasing Managers

PREREQUISITES

No prerequisite

DURATION

1 Day

NUMBER OF PARTICIPANTS

4 (min) to 12 (max)

DELIVERY METHOD

Onsite or [Remote session](#)

TRAINING MATERIALS

Attendee file containing the training materials and practical exercises. Training materials in digital format are made available to trainees a few days before the course.

LANGUAGES

Training material: English / French / Romanian / Hungarian / Turkish / Slovakian

Trainers: 25+ spoken languages by TRIGO trainers all over the world

EVALUATION METHOD

Knowledge test (Multi Choice Questions)

TO GO FURTHER

Trainings: [CSR103](#) - [CSR101](#) - [TM116](#)

Consulting services for implementation in your company

[Contact Us](#)

SECTORS: AUTOMOTIVE TOOLS & METHODS

○ TRAINING QUALIFICATION CERTIFICATE

OBJECTIVES

- Understand the role of the Control plan and its importance in the distribution of resources, in order to assure that the requests of the client regarding the product's characteristics are fulfilled
- Be able to build a control plan that will help you to communicate the testing methods to control the product and process, the means that are used and the reaction plan in case of non-conformance detected
- Understand why Control Plan is also a good methodology for quality planning, quality assurance and quality control which is used as long as the product is manufactured
- Understand the three types of monitoring plans: Prototype, Pre-launch, Series production
- Understand how to deal with special characteristics and/or pass-through characteristics

TRAINING PROGRAM:

1. The challenges of the control plan
2. Creating the control plan: what information should be included under which heading and links with other documents
3. The different types of control plan: prototype, pre-production, production
4. Monitoring the control plan: improving control plans
5. Conclusion

TRAINING METHOD

The trainees identify the best practices of Control Plan at each major step of the methodology:

- Open session: application on a case study
- In-house session: application on a company-specific case study selected with TRIGO

FOR MORE INFO

[Visit the website](#)

RECOMMENDED FOR

This training course is aimed at all those who wish to discover or better understand the content and how to build a control plan, and who participate in the launch of manufacturing series, in particular those involved in planning, quality assurance and process auditing.

PREREQUISITES

[Visit the website](#)

DURATION

1 Day

NUMBER OF PARTICIPANTS

4 (min) to 12 (max)

DELIVERY METHOD

Onsite or [Remote session](#)

TRAINING MATERIALS

Participant file containing the training material and exercises. Training materials in digital format are made available to trainees a few days before the course

LANGUAGES

Training material: English / Romanian / French

Trainers: 25+ spoken languages by TRIGO trainers all over the world

EVALUATION METHOD

Knowledge test (Multi Choice Questions)

TO GO FURTHER

Trainings: [TM110](#) - [TM130](#) - [TM150](#) - [TM160](#) - [TM100](#) - [TM102](#)

Consulting services for implementation in your company

[Contact Us](#)

SECTORS: AUTOMOTIVE TOOLS & METHODS

○ TRAINING QUALIFICATION CERTIFICATE

OBJECTIVES

- Understand and know how to apply the FMEA methodology in 7 steps, according to the AIAG-VDA harmonized manual
- Know how to prioritize risk reduction actions according to the “AP” index
- Know the roles and responsibilities within a DFMEA
- Identify the key points and pitfalls of the process
- Understand the interest of conducting DFMEAs as early as possible in the project and make people want to participate or lead DFMEAs

TRAINING PROGRAM:

1. System analysis (steps 1 to 3 combined):
 - Planning / prioritization / preparation: the 5Ts
 - Structural and functional analysis (external and internal functions)
2. Failure analysis and risk reduction
3. Documentation / Communication
4. Pitfalls and points of vigilance
5. DFMEA: a possible method for selecting the product KC
6. Sustainability of the DFMEA

Note: this training does not cover the FMEA-MSR supplement.

TRAINING METHOD

Trainees identify FMEA best practice at each major stage of the methodology:

Open training session: discovery and application of a pedagogical case study.

In-house training session: discovery and application on a case study from the company previously selected with TRIGO.

FOR MORE INFO

[Visit the website](#)

RECOMMENDED FOR

Design / R&D / Product Managers & Engineers
Quality Managers & Engineers
Process / Industrialization / Methods Managers & Engineers
Project Managers
Anyone involved in a Product FMEA
FMEA coordinator/facilitator
Auditors

PREREQUISITES

No prerequisites

DURATION

2 days

NUMBER OF PARTICIPANTS

4 (min) to 12 (max)

DELIVERY METHOD

Onsite or [Remote session](#)

TRAINING MATERIALS

Participant file containing the training material and exercises. Training materials in digital format are made available to trainees a few days before the course

LANGUAGES

Training material: English, French

Trainers: 25+ spoken languages by TRIGO trainers all over the world

EVALUATION METHOD

Knowledge test (Multi Choice Questions)

TO GO FURTHER

Trainings: [TM123](#) - [TM016](#) - [TM130](#)

Consulting services for implementation in your company

[Contact Us](#)

SECTORS: AUTOMOTIVE TOOLS & METHODS

○ TRAINING QUALIFICATION CERTIFICATE

RECOMMENDED FOR

- Design / R&D / Product Managers & Engineers
- Quality Managers & Engineers
- Process / Industrialization / Methods Managers & Engineers
- Project Managers
- Anyone involved in a Product FMEA
- FMEA coordinator/facilitator
- Auditors

OBJECTIVES

- Understand the main changes, improvements and benefits compared to the 4th edition of the AIAG
- Understand the 7 steps of the methodology
- Know the new rating grids (Effect, Occurrence, Detection) and the new Action Prioritization Index (AP) that replaces the RPN, allowing you to evaluate the need for action at three levels: high, medium, low
- Develop your transition plan

TRAINING PROGRAM:

1. System analysis (planning and preparation, structural analysis, and functional analysis)
2. Failure analysis and risk reduction (key concepts, optimization)
3. Documentation of results (FMEA report, effectiveness/efficiency of FMEA)
4. Customer-supplier collaboration at every step
5. The steps to make the transition (timing, steps to implement, implementation strategy)
6. Conclusion: Key points of the new approach

Note: this training does not cover the FMEA-MSR supplement.

TRAINING METHOD

Trainees identify gaps between their current business practices and the new approach and develop a transition plan to implement after the training.

FOR MORE INFO

[Visit the website](#)

PREREQUISITES

Know and practice the DFMEA according to the AIAG 4th edition

Knowledge of the tools of functional analysis: Octopus, Block Diagram. In the absence of this knowledge, training in Design FMEA according to the AIAG-VDA manual - [TM120](#) is required

DURATION

1 day

NUMBER OF PARTICIPANTS

4 (min) to 12 (max)

DELIVERY METHOD

Onsite or [Remote session](#)

TRAINING MATERIALS

Participant file containing the training material and exercises. Training materials in digital format are made available to trainees a few days before the course.

LANGUAGES

Training material: English, French

Trainers: 25+ spoken languages by TRIGO trainers all over the world

EVALUATION METHOD

Knowledge test (Multi Choice Questions)

TO GO FURTHER

Trainings: [TM123](#) - [TM016](#) - [TM131](#)

Consulting services for implementation in your company

[Contact Us](#)

SECTORS: AUTOMOTIVE TOOLS & METHODS

○ TRAINING QUALIFICATION CERTIFICATE

OBJECTIVES

- Understand the benefits of conducting an FMEA MSR according to the AIAG-VDA manual, in addition to a DFMEA
- Identify how the FMEA MSR method supplements each step of a DFMEA according to the AIAG-VDA manual
- Understand how FMEA MSR provides evidence of the capability of sensors, actuators, and logical processing units to achieve and maintain a safe or compliant product state
- Be able to use the prioritization of the need for action according to the Action Priority “AP” specific to FMEA MSR

TRAINING PROGRAM:

1. Feedback from the DFMEA according to the AIAG-VDA manual: key points and difficulties
2. Step 1: Scope, planning and preparation of FMEA MSR
3. Steps 2 & 3: Structure and function analysis; the supplements of the FMEA MSR
4. Step 4: Failure analysis: DFMEA assessments (Cause, Failure Mode, Effect) supplemented by MSR assessments (Monitoring, System Response, Mitigated Failure Effect)
5. Step 5: Risk analysis
6. Steps 6 & 7: Optimization & Documentation of results; MSR supplements

TRAINING METHOD

The trainees identify the specificities of the FMEA MSR at each step of the methodology.

In-house, dedicated session: application on a company-specific product with functions/components rating effects evaluated at 10 in DFMEA.

FOR MORE INFO

[Visit the website](#)

RECOMMENDED FOR

Quality Managers & Engineers
Design Managers & Engineers
Teams in charge of testing, quality, and reliability of mechatronic products
FMEA coordinator/facilitator
Auditors

PREREQUISITES

Must have been trained in DFMEA according to the AIAG-VDA manual (training 117 or 1171)

DURATION

1 day

NUMBER OF PARTICIPANTS

4 (min) to 12 (max)

DELIVERY METHOD

Onsite or [Remote session](#)

TRAINING MATERIALS

Participant file containing the presentations delivered during the training and the exercise materials

Excel file containing the DFMEA, FMEA MSR, rating grids and AP. Training materials in digital format are made available to trainees a few days before the course

LANGUAGES

Training material: English, French

Trainers: 25+ spoken languages by TRIGO trainers all over the world

EVALUATION METHOD

Knowledge test (Multi Choice Questions)

TO GO FURTHER

Consulting services for implementation in your company

[Contact Us](#)

SECTORS: GENERIC TOOLS & METHODS

○ TRAINING QUALIFICATION CERTIFICATE

OBJECTIVES

- Understand the product life cycle stages
- At each life cycle stage, know how to identify and value the external product functions: main and secondary functions, constraint functions
- Based on a block diagram, know how to identify and value the internal product functions: technical and flow functions

TRAINING PROGRAM:

1. The product need analysis: the horned beast from the APTE® method
2. The life situations stages
3. The market needs at each life situation stage, the functional specifications/ requirements
4. Identification of external functions with the Octopuss diagram from the APTE® method: main or secondary functions and constraint functions
5. Naming, valuing, prioritizing the external functions
6. Identifying the subfunctions with a FAST diagram (function analysis system technique)
7. Identification of internal functions based on the functional block diagram: technical and flow functions
8. Naming and valuing internal functions

TRAINING METHOD

The trainees identify the specificities of the FMEA MSR at each step of the methodology.

In-house, dedicated session: application on a company-specific product with functions/components rating effects evaluated at 10 in DFMEA.

FOR MORE INFO

[Visit the website](#)

RECOMMENDED FOR

Project manager.
Development engineer and technician, design office, project quality.
Anyone involved in product design.

PREREQUISITES

No prerequisite

DURATION

1 day

NUMBER OF PARTICIPANTS

4 (min) to 12 (max)

DELIVERY METHOD

Onsite or [Remote session](#)

TRAINING MATERIALS

Participant file containing the presentations delivered during the training and the exercise materials

Excel file containing the DFMEA, FMEA MSR, rating grids and AP. Training materials in digital format are made available to trainees a few days before the course

LANGUAGES

Training material: English, French

Trainers: 25+ spoken languages by TRIGO trainers all over the world

EVALUATION METHOD

Knowledge test (Multi Choice Questions)

TO GO FURTHER

Trainings: [TM021](#) - [TM120](#)

Consulting services for implementation in your company

[Contact Us](#)

SECTORS: AUTOMOTIVE
TOOLS & METHODS

○ TRAINING ATTENDANCE CERTIFICATE

OBJECTIVES

In a 1-hour session, the e-learning module "The basics of Design FMEA according to the AIAG-VDA manual" enables learners to:

- Understand the main changes, improvements and benefits compared with the 4th edition of the AIAG
- Understand the 7 steps of the AIAG-VDA approach
- Understand the "AP" risk prioritisation index, which replaces the IPR/RPN, enabling the need for action to be assessed at three levels: High, Medium, Low
- If the learner has no knowledge of the Design FMEA, this e-learning course will enable him to acquire the basics enabling him to take part in a future Design FMEA

TRAINING PROGRAM:

1. Module 1: Introduction
2. Module 2: Step 1 - Planning & Preparation
3. Module 3: Steps 2 & 3 - Structural & functional analysis
4. Module 4: Step 4 - Failure analysis
5. Module 5: Step 5 - Risk Analysis
6. Module 6: Steps 6&7 - Optimisation & Documentation
7. Knowledge test

TRAINING METHOD

This module is structured into 6 learning modules, based on the 7 steps of the AIAG-VDA approach, followed by a module for assessing the learner's knowledge.

Each module involves the learner in interactive activities, integrating new knowledge and identifying pitfalls to avoid.

FOR MORE INFO

[Visit the website](#)

RECOMMENDED FOR

Anyone wishing to acquire basic knowledge of Design FMEA in accordance with the AIAG-VDA manual

PREREQUISITES

No prerequisite

DURATION

60 minutes

DELIVERY METHOD

E-learning

LANGUAGES

Training material: English, French

EVALUATION METHOD

Achievement test

TO GO FURTHER

Consulting services for implementation in your company

Contact Us

SECTORS: AUTOMOTIVE TOOLS & METHODS

TRAINING QUALIFICATION CERTIFICATE

OBJECTIVES

- Understand and know how to apply the 7-step PFMEA methodology
- Know how to prioritize risk reduction actions based on « Action Priority »
- Know the roles and responsibilities within a PFMEA Team
- Identify the key points and pitfalls of the approach
- Understand the interest of conducting PFMEA as early as possible in the project and make people want to participate or lead PFMEA

TRAINING PROGRAM:

1. FMEA introduction : history, purpose, objectives, principles and benefits, Senior management commitment, Foundation and family FMEAs, 7-Steps introduction, ...
2. Step 1 : Planning and preparation (input data, customer expectations, scope, prioritization, 5T...)
3. Step 2 : Structural analysis (Processes/steps-operations/work items)
4. Step 3 : Functional analysis (Process functions)
5. Step 4 : Failure analysis (effect, failure mode, cause)
6. Step 5 : Risk analysis (detection/prevention, severity-occurrence-detection ratings, action priority)
7. Step 6 : Optimization (possible risk reduction actions and final risk assessment)
8. Step 7 : Documentation / communication
9. Potential mistakes at each step
10. Reverse FMEA introduction
11. How to make PFMEA robust and a living document ?

TRAINING METHOD

The trainees identify the good practices of the FMEA at each major step of the methodology:

- Open training session : discovery and application on a pedagogical case study
- In-house training session : discovery and application on a case study of the company previously selected

FOR MORE INFO

[Visit the website](#)

RECOMMENDED FOR

Design / Process / Industrialization / Methods / Production / Logistics / Maintenance Managers & Engineers

Quality Managers & Engineers
Project Managers
Anyone involved in a Process FMEA
FMEA coordinator/facilitator
Auditors

PREREQUISITES

No prerequisite

DURATION

2 days

NUMBER OF PARTICIPANTS

4 (min) to 12 (max)

DELIVERY METHOD

Onsite or [Remote session](#)

TRAINING MATERIALS

Participant file containing the training material and exercises. Training materials in digital format are made available to trainees a few days before the course

LANGUAGES

Training material: English, French, Romanian

Trainers: 25+ spoken languages by TRIGO trainers all over the world

EVALUATION METHOD

Knowledge test (Multi Choice Questions)

TO GO FURTHER

Trainings: [TM016](#) - [TM120](#)

Consulting services for implementation in your company

[Contact Us](#)

SECTORS: AUTOMOTIVE TOOLS & METHODS

TRAINING QUALIFICATION CERTIFICATE

OBJECTIVES

- Understand the main changes, improvements and benefits compared with the 4th edition of the AIAG
- Understand the 7 steps of the FMEA process
- Learn about the new AIAG-VDA rating grids and the new "AP" action priority index
- Develop your transition plan

TRAINING PROGRAM:

1. System analysis (planning and preparation, structural analysis, and functional analysis). analysis and functional analysis)
2. Failure and risk reduction analysis (key concepts, optimization)
3. The results documentation (FMEA report, effectiveness/efficiency of FMEA)
4. Customer-supplier collaboration at each step
5. Transition steps (timetable, steps to be implemented, implementation strategy)
6. Conclusion: the key points of the new FMEA AIAG-VDA approach

TRAINING METHOD

Trainees identify the gaps between their company's current practices and the new approach and draw up a transition plan to be deployed after the training.

FOR MORE INFO

[Visit the website](#)

RECOMMENDED FOR

Design / Process / Industrialization / Methods / Production / Logistics / Maintenance Managers & Engineers
Quality Managers & Engineers
Project Managers
Anyone involved in a Process FMEA
FMEA coordinator/facilitator
Auditors

PREREQUISITES

To know and practice the PFMEA according to the AIAG 4th edition

DURATION

1 day

NUMBER OF PARTICIPANTS

4 (min) to 12 (max)

DELIVERY METHOD

Onsite or [Remote session](#)

TRAINING MATERIALS

Participant file with presentations delivered during the course and exercise materials

LANGUAGES

Training material: English, French

Trainers: 25+ spoken languages by TRIGO trainers all over the world

EVALUATION METHOD

Knowledge test (Multi Choice Questions)

TO GO FURTHER

Trainings: [TM016](#) - [TM121](#)

Consulting services for implementation in your company

[Contact Us](#)

SECTORS: AUTOMOTIVE TOOLS & METHODS

TRAINING ATTENDANCE CERTIFICATE

OBJECTIVES

- To be familiar with the 7-step approach and the aims at each step
- Understand the roles and responsibilities of the key players, particularly the facilitator, the project manager and management
- Understand the value of the new approach
- Understand how to justify your FMEAs prioritization
- Understand the new Action Priority “AP” method to prioritize risks, and the final acceptability of risks
- Understand the importance of collaboration between product/process teams and between customer/supplier at each FMEA step
- Identify the steps to deploy this approach
- Identify ways of assessing the effectiveness and efficiency of your FMEAs and making them sustainable

TRAINING PROGRAM:

1. Introduction
2. FMEA Team – Keys roles
3. System Analysis (Steps 1 to 3) – Aims and key points
4. Failure Analysis & Risks reduction (Steps 4 to 6) – Aims and key points
5. Documentation & communication of risks – Aims and key points
6. Wrap up, and after: deployment and effectiveness/efficiency monitoring

TRAINING METHOD

Illustrations with concrete examples.

Reflection in the context of your company.

FOR MORE INFO

[Visit the website](#)

RECOMMENDED FOR

Engineering / Operations / Plant / Production Managers

Design / Product / R&D / Process / Project Managers

Anyone interested in learning about the principles of FMEA, but not intending to take part in an FMEA

PREREQUISITES

No prerequisite

DURATION

0.5 days

NUMBER OF PARTICIPANTS

4 (min) to 12 (max)

DELIVERY METHOD

Onsite or [Remote session](#)

TRAINING MATERIALS

Participant file containing the training material and exercises. Training materials in digital format are made available to trainees a few days before the course

LANGUAGES

Training material: English, French

Trainers: 25+ spoken languages by TRIGO trainers all over the world

TO GO FURTHER

Trainings: [TM120](#) - [TM130](#) - [TM123](#) - [TM016](#)

Consulting services for implementation in your company

[Contact Us](#)

**SECTORS: AUTOMOTIVE
TOOLS & METHODS**○ **TRAINING QUALIFICATION CERTIFICATE****OBJECTIVES**

In a 1-hour session, the e-learning module "The basics of Process FMEA according to the AIAG-VDA manual" enables learners to:

- Understand the main changes, improvements and benefits compared with the 4th edition of the AIAG
- Understand the 7 steps of the AIAG-VDA approach
- Understand the "AP" risk prioritization index, which replaces the IPR/RPN, enabling the need for action to be assessed at three levels: High, Medium, Low
- If the learner has no knowledge of the Process FMEA, this e-learning course will enable them to acquire the basics needed to take part in a future Process FMEA

TRAINING PROGRAM:

1. Module 1: Introduction
2. Module 2: Step 1 - Planning & Preparation
3. Module 3: Steps 2 & 3 - Structural & functional analysis
4. Module 4: Step 4 - Failure analysis
5. Module 5: Step 5 - Risk Analysis
6. Module 6: Steps 6 & 7 - Optimisation & Documentation
7. Knowledge test

TRAINING METHOD

This module is structured into 6 learning modules, based on the 7 steps of the AIAG-VDA approach, followed by a module for assessing the learner's knowledge.

Each module involves the learner in interactive activities, integrating new knowledge and identifying pitfalls to avoid.

FOR MORE INFO

[Visit the website](#)

RECOMMENDED FOR

Anyone wishing to acquire basic knowledge of Process FMEA in accordance with the AIAG-VDA manual

PREREQUISITES

No prerequisite

DURATION

60 minutes

DELIVERY METHOD

Onsite or Remote session

LANGUAGES

Training material: English, French

Trainers: 25+ spoken languages by TRIGO trainers all over the world

EVALUATION METHOD

Achievement test

TO GO FURTHER

Consulting services for implementation in your company

[Contact Us](#)

SECTORS: AUTOMOTIVE TOOLS & METHODS

○ TRAINING QUALIFICATION CERTIFICATE.

OBJECTIVES

- Understand and know how to apply the 7-steps, based on the AIAG-VDA harmonized FMEA Handbook
- Know how to prioritize risk reduction actions according to the "AP" index
- Understand the roles and responsibilities within an FMEA team
- Identify the key points and traps in the approach
- Understand the benefits of performing the FMEA as early as possible in the project and encourage participants to take part in or lead the FMEAs.

TRAINING PROGRAM:

1. System analysis (steps 1 to 3)
2. Failure analysis and risk reduction (steps 4 to 6)
3. Documentation (step 7)
4. Customer-supplier collaboration
5. Outputs of FMEA
6. Step 6: Optimization
7. Pitfalls and precautions
8. Sustainability of FMEA.

TRAINING METHOD

The trainees identify the good practices of the FMEA at each major stage of the methodology:

- Open session: discovery and application of a pedagogical case study.
- In-house: discovery and application on a product case study and a process case study of the company previously selected with TRIGO.

FOR MORE INFO

[Visit the website](#)

RECOMMENDED FOR

Design / Product / R&D
Managers & Engineers
Process / Industrialization
/ Methods / Production /
Logistics / Maintenance
Managers & Engineers
Quality Managers & Engineers
Project Managers
Anyone involved in a Product
& Process FMEA
FMEA coordinator/facilitator
Auditors

PREREQUISITES

No prerequisite

DURATION

3 days

NUMBER OF PARTICIPANTS

4 (min) to 12 (max)

DELIVERY METHOD

Onsite or [Remote session](#)

TRAINING MATERIALS

Participant file with
presentations delivered during
the course and exercise
materials. Training materials
in digital format are made
available to trainees a few
days before the course

LANGUAGES

Training material: English /
French / Spanish / Romanian

Trainers: 25+ spoken
languages by TRIGO trainers
all over the world

EVALUATION METHOD

Knowledge test (Multi Choice
Questions)

TO GO FURTHER

Trainings: [TM123](#) - [TM016](#)

Consulting services for
implementation in your
company

[Contact Us](#)

SECTORS: AUTOMOTIVE
TOOLS & METHODS

○ TRAINING QUALIFICATION CERTIFICATE

OBJECTIVES

- Know how to lead, conduct and manage a DRBFM, in accordance with the AIAG CQI-24 principles, in order to control the technical risks associated with product/process changes
- Understand the advantages of implementing a DRBFM rather than FMEA
- Know how to argue with customers for the use of a DRBFM rather than FMEA
- Be able to assess the robustness of the application of the DRBFM approach.

TRAINING PROGRAM:

1. Origin of the DRBFM
2. The 3 concepts of the DRBFM
3. The DRBFM team
4. Competencies level 1 to 4 according to the CQI-24
5. Carrying out the DRBFM according to the 4 steps
6. DRBFM versus FMEA
7. DRBFM in non-project activities.

TRAINING METHOD

The learning approach combines presentations and role-playing through group exercises or analyses, which are then shared.

Case studies is used to understand the DRBFM approach.

FOR MORE INFO

[Visit the website](#)

RECOMMENDED FOR

Project managers and project team members
Quality Managers & Engineers
Process / Industrialization / Methods / Production Managers & Engineers
Auditors

PREREQUISITES

No prerequisite

DURATION

2 days

NUMBER OF PARTICIPANTS

3 (min) to 12 (max)

DELIVERY METHOD

Onsite or Remote session

TRAINING MATERIALS

Participant file containing the training material and exercises. Training materials in digital format are made available to trainees a few days before the course

LANGUAGES

Training material: English, French

Trainers: 25+ spoken languages by TRIGO trainers all over the world

EVALUATION METHOD

Knowledge test (Multi Choice Questions)

TO GO FURTHER

Trainings : [TM120](#) - [TM121](#)

Consulting services for implementation in your company

Contact Us

SECTORS: AUTOMOTIVE TOOLS & METHODS

TRAINING QUALIFICATION CERTIFICATE

PREREQUISITES

- Good knowledge of the company's products and production processes
- Good awareness of the PFMEA methodology and regular participation in PFMEA studies.

OBJECTIVES

- Understand the general principles of reverse FMEAs and their benefits for the company
- Know how to prepare, organize, and carry out reverse FMEAs in accordance with the requirements of vehicle manufacturers (GM, STELLANTIS, RENAULT)
- Carry out a reverse FMEA on a manufacturing process and initiate an action plan to reduce risks.

TRAINING PROGRAM:

1. FMEA introduction for the reverse process (feedback, manufacturer expectations, etc.)
2. Reverse FMEA in details: The definition, purpose, and implementation of a reverse FMEA. Follow-up stages for its application
3. Organizing workshops: Review of inputs (production flow chart, customer complaint, scrap inventory, etc.). Determine the scope of the study. Prioritize the production steps/operations to be audited
4. Perform reverse FMEA at production site.

TRAINING METHOD

This training enables participants to get a better understanding of the Reverse FMEA method. For each practical session, a company case study is prepared and put into practice in real conditions

The course must be prepared in advance to collect the company data necessary for designing the workshops and conducting the activities in the company.

FOR MORE INFO

[Visit the website](#)

RECOMMENDED FOR

Quality Managers & Engineers
Design / Process / Industrialization / Methods / Maintenance / Production Managers & Engineers
Project Managers
FMEA coordinator/facilitator
Auditors

DURATION

2 days

NUMBER OF PARTICIPANTS

4 (min) to 8 (max)

DELIVERY METHOD

Onsite or [Remote session](#)

TRAINING MATERIALS

A participant's file containing the presentations delivered during the course and the exercise materials. Training materials in digital format are made available to trainees a few days before the course

LANGUAGES

Training material: English / French / Turkish / Hungarian / Romanian

Trainers: 25+ spoken languages by TRIGO trainers all over the world

EVALUATION METHOD

The trainer validates the ability to apply the principles and tools learned through practical exercises / or Knowledge test (Multi Choice Questions)

TO GO FURTHER

Trainings: [TM120](#) - [TM121](#) - [TM130](#) - [TM131](#) - [TM125](#)

Consulting services for implementation in your company

[Contact Us](#)

SECTORS: AUTOMOTIVE
TOOLS & METHODS

○ TRAINING QUALIFICATION CERTIFICATE

OBJECTIVES

- Understand the concepts and uses of statistical analysis methods of measurement system variation, in accordance with the requirements of the MSA 4th edition according to AIAG.
- Put into practice these requirements by analyzing a measurement system. Initiate more targeted improvement actions on measurement systems.

TRAINING PROGRAM:

1. The basics of statistical concepts.
2. Concepts related to the means of measurement (terminology and acceptance criteria).
3. Planning of R&R studies.
4. The R&R study of a measurement system with variables.
5. Special cases of destructive or non-repeatable measurements.
6. The R&R study of a measurement system with attributes.
7. The specific requirements of certain car manufacturers.

TRAINING METHOD

The entertaining training method enables participants to understand the concepts involved in the control of measurement systems. In the intersessional period, case studies are used for practical activities, while in the intersessional period, real company cases are used as examples.

FOR MORE INFO

[Visit the website](#)

RECOMMENDED FOR

Quality Managers & Engineers
Process / Industrialization
/ Methods / Maintenance
/ Production Managers &
Engineers
Auditors

PREREQUISITES

Have basic knowledge of statistics (average, median, standard deviation), and ideally some knowledge of control charts

DURATION

2 days

NUMBER OF PARTICIPANTS

4 (min) to 12 (max)

DELIVERY METHOD

Onsite or [Remote session](#)

TRAINING MATERIALS

Participant file with presentations delivered during the course and exercise materials. Training materials in digital format are made available to trainees a few days before the course

LANGUAGES

Training material: English / French / Spanish / Romanian / Hungarian / Turkish

Trainers: 25+ spoken languages by TRIGO trainers all over the world

EVALUATION METHOD

Knowledge test (Multi Choice Questions)

TO GO FURTHER

Training: [MSY051](#)

Consulting services for implementation in your company

Contact Us

SECTORS: AUTOMOTIVE
TOOLS & METHODS

○ TRAINING QUALIFICATION CERTIFICATE

OBJECTIVES

- Identify the need to set up control charts.
- Understand basic statistical concepts and the difference between common and assignable causes.
- Know how to choose and implement the charts best suited to your needs.
- Know how to deal with the special cases of small production runs.
- Understand how to avoid the most frequently observed errors.
- Know how to prepare and calculate short- and long-term capabilities.
- Identify the conditions for successful deployment of MSP / SPC within your company.

TRAINING PROGRAM:

1. The basics of statistical concepts.
2. Shewhart charts with attributes data (p, np, c, u).
3. Shewhart charts with individual data (X, mR).
4. Shewhart charts with subgroups data (Xbarre, R) and special case with extended control limits (known as 3D).
5. Special cases : short runs and processes with trend.
6. Capability studies (machine, short-term and long-term capabilities).
7. Managing SPC in serial production.

TRAINING METHOD

The training is based on a large number of exercises to learn how to use the various statistical tools.

For in-company training, preparation prior to the course enables data to be collected with a view to developing company-specific exercises.

FOR MORE INFO

[Visit the website](#)

RECOMMENDED FOR

Quality Managers & Engineers
Design / Process /
Industrialization / Methods
/ Maintenance / Production
Managers & Engineers
Auditors

PREREQUISITES

No prerequisite

DURATION

2 days

NUMBER OF PARTICIPANTS

4 (min) to 12 (max)

DELIVERY METHOD

Onsite or [Remote session](#)

TRAINING MATERIALS

Presentations and exercises files delivered during the course. Training materials in digital format are made available to trainees a few days before the course

An Excel file is provided with all the pre-formatted formulas, giving you all the tools you need to easily apply the statistical concepts during and after the training course.

LANGUAGES

Training material: English / French / Spanish / Romanian / Hungarian / Turkish

Trainers: 25+ spoken languages by TRIGO trainers all over the world

EVALUATION METHOD

Knowledge test (Multi Choice Questions)

TO GO FURTHER

Training: [OE013](#)

Consulting services for implementation in your company

[Contact Us](#)

SECTORS: AUTOMOTIVE TOOLS & METHODS

○ TRAINING QUALIFICATION CERTIFICATE

OBJECTIVES

- Identify opportunities to improve your MSP/SPC approach, according to the AIAG manual.
- Understand the benefits of sliding average and range maps, Shainin map, EWMA map, CUSUM maps (one-sided, two-sided).
- Know how to carry out capability studies on non-normal distributions.

TRAINING PROGRAM:

1. Feedback on SPC practices in your company. Advantages and disadvantages of Shewart's control charts.
2. Shainin "Pre-control" charts.
3. Moving average/moving range charts.
4. EWMA chart (exponentially weighted moving average).
5. CUSUM charts: unilateral, bilateral.
6. Capability studies for non-normal distribution laws.

TRAINING METHOD

The course includes many exercises to help you use the various control charts. For dedicated training, pre-training preparation enables data to be collected with a view to developing company-specific exercises.

FOR MORE INFO

[Visit the website](#)

RECOMMENDED FOR

Quality / QHSE, Engineering Industrialisation, Production managers

PREREQUISITES

Know the Shewart charts : X,mR, Xbarre-R, attribute charts (p, np, c, u)

DURATION

2 days

NUMBER OF PARTICIPANTS

4 (min) to 10 (max)

DELIVERY METHOD

Onsite or [Remote session](#)

TRAINING MATERIALS

Participant file containing the training material and exercises. Training materials in digital format are made available to trainees a few days before the course

LANGUAGES

Training material: English, French

Trainers: 25+ spoken languages by TRIGO trainers over the world

EVALUATION METHOD

Knowledge test (Multi Choice Questions)

TO GO FURTHER

Training: [OE013](#)

Consulting services for implementation in your company

[Contact Us](#)

SECTORS: GENERIC TOOLS & METHODS

○ TRAINING QUALIFICATION CERTIFICATE

OBJECTIVES

- Understand the basic statistical principles.
- Understand the prerequisites to calculate capabilities indexes
- Know how to conduct capability studies: conditions for carrying out the study and calculations
- Know how to interpret capability studies results

TRAINING PROGRAM:

1. The basics of statistical concepts (mean, medium, standard deviations).
2. The normal distribution law
3. Preliminary capability studies: machine capabilities; operational conditions and calculations
4. Prerequisites for the manufacturing process capability studies
5. The process stability check with Shewhart charts with subgroups data (Xbarre, R)
6. Short-term process capability studies: operational conditions and calculations
7. Long-term process capability studies: operational conditions and calculations

TRAINING METHOD

The training is based on a large number of exercises to learn how to use the various statistical tools.

For in-company training, preparation prior to the course enables data to be collected with a view to developing company-specific exercise

FOR MORE INFO

[Visit the website](#)

RECOMMENDED FOR

Quality Managers & Engineers
Design / Process /
Industrialization / Methods
/ Maintenance / Production
Managers & Engineers
Auditors

PREREQUISITES

No prerequisite

DURATION

1 day

NUMBER OF PARTICIPANTS

4 (min) to 12 (max)

DELIVERY METHOD

Onsite or [Remote session](#)

TRAINING MATERIALS

Attendee file containing the training materials and practical exercises. Training materials in digital format are made available to trainees a few days before the course.

An Excel file is provided with all the pre-formatted formulas, giving you all the tools you need to easily apply the statistical concepts after the training course.

LANGUAGES

Training material: English, French

Trainers: 25+ spoken languages by TRIGO trainers over the world

EVALUATION METHOD

Knowledge test (Multi Choice Questions)

TO GO FURTHER

Training: [TM160](#)

Consulting services for implementation in your company

[Contact Us](#)

SECTORS: AUTOMOTIVE TOOLS & METHODS

TRAINING QUALIFICATION CERTIFICATE

OBJECTIVES

- Understand which kinds of problems may be solved with the 8D approach.
- Apply rigorously the 8 steps, and know how to choose and use correctly the tools associated at each step.
- Know how to clearly define your problems, with the “5WH2H” and the “Is/Is Not-Difference” tools.
- Know how to identify technical causes (non-detection, creation) and systemic root causes with the Ishikawa and 5Whys.
- Understand the key principles of problem-solving group facilitation.
- Know how to set up the conditions required for the method to operate effectively and sustainably.
- Identify risks at each step of the 8D process.
- Know the potential pitfalls of the 8D approach, and how to energize problem-solving with the QRQC approach (introduction).

TRAINING PROGRAM:

1. The benefits of a problem-solving methodology.
2. Discover the 8D approach philosophy.
3. Prerequisites for an 8D approach.
4. The 8D method in detail.
5. Summary and pitfalls of the 8D approach: identification of the main difficulties in implementing the approach.
6. Introduction to QRQC as a dynamic way of organizing the approach.

TRAINING METHOD

Given the recurring weaknesses observed in the use of the 8D methodology, particular attention is paid to the acquisition of the correct data in order to effectively define and correct the problem. Trainees are, put in the position of facilitator throughout the course, to reinforce their skills in leading work groups.

- Open session: each sequence is illustrated by case study applications.
- In-house training: each sequence is illustrated through the application to a current company problem.

Training takes place over 2 days. Each day is dedicated to the presentation of the steps and associated tools, and to the application of these steps to the case study. In addition to these 2 days, it is recommended to allow an extra 0.5 to 1 day for feedback, in order to evaluate the training and provide any necessary reinforcement based on difficulties encountered by trainees.

FOR MORE INFO

[Visit the website](#)

RECOMMENDED FOR

Operational Management teams
Design / Process / Quality / Purchasing / Sales / Project Managers & Engineers
Methods / Industrialization / Maintenance / Production / Logistics Managers & Engineers

PREREQUISITES

No prerequisite

DURATION

2 days

NUMBER OF PARTICIPANTS

4 (min) to 12 (max)

DELIVERY METHOD

Onsite or [Remote session](#)

TRAINING MATERIALS

Participant file containing the training material and exercises. Training materials in digital format are made available to trainees a few days before the course

LANGUAGES

Training material: English/ French/Hungarian/Romanian/ Turkish

Trainers: 25+ spoken languages by TRIGO trainers all over the world

EVALUATION METHOD

Knowledge test (Multi Choice Questions)

TO GO FURTHER

Trainings: [OE013](#) - [TM267](#)

Consulting services for implementation in your company

[Contact Us](#)

SECTORS: AUTOMOTIVE
TOOLS & METHODS

○ TRAINING QUALIFICATION CERTIFICATE

OBJECTIVES

- Understand the requirements of CQI-8 and the specific requirements of vehicle manufacturers.
- Understand the key success factors of the LPA approach.
- Understand the benefits of LPA audits.
- Know how to build an LPA audit system tailored to your company.
In-company dedicated training, gaining initial experience in:
- Drawing up audit checklists.
- Conducting an LPA audit.

TRAINING PROGRAM:

1. The phases involved in setting up the LPA.
2. Drawing up audit checklists.
3. Deploying the LPA.
4. Performing LPA audits.
5. Monitoring and improving the approach.
6. Customer requirements for LPA audits.

TRAINING METHOD

The training is organised around presentations of the concepts and then group exercises on the essential elements of LPA auditing.

FOR MORE INFO

[Visit the website](#)

RECOMMENDED FOR

Production managers.
Autonomous Production Unit Managers. Production supervisors
Engineering, Quality / QHSE managers, leaders

PREREQUISITES

No prerequisite

DURATION

2 days

NUMBER OF PARTICIPANTS

4 (min) to 12 (max)

DELIVERY METHOD

Onsite session

TRAINING MATERIALS

Participant file containing the training material and exercises. Training materials in digital format are made available to trainees a few days before the course

LANGUAGES

Training material: English / French / Hungarian / Turkish
Trainers: 25+ spoken languages by TRIGO trainers over the world

EVALUATION METHOD

Validation by the trainer of the ability to apply the concepts and tools taught through situational exercises

TO GO FURTHER

Consulting services for implementation in your company

[Contact Us](#)

SECTORS: AEROSPACE-DEFENCE TOOLS & METHODS

TRAINING ATTENDANCE CERTIFICATE

OBJECTIVES

- Understand the key concepts of the APQP / PPAP handbook in the SCM.
- Know how to organize projects according to the 5 phases.
- Understand how to measure the progress of a project.
- Learn the main principles and tools contained in the handbook.
- Understand the link with risk management.

TRAINING PROGRAM:

1. The benefits of controlled project management.
2. Project breakdown.
3. Element sheets.
4. Project levels.
5. The 5 phases of APQP.
6. Project risk analysis.
7. Project indicators.
8. The gate review.

TRAINING METHOD

Thanks to attractive and varied learning methods, participants learn the main concepts contained in the manual by carrying out activities in small groups, which encourages discussion and enhances learning.

FOR MORE INFO

[Visit the website](#)

RECOMMENDED FOR

Quality Managers & Engineers
Project Managers
Design / R&D / Process /
Industrialization / Methods
/ Production / Logistics
Managers & Engineers
Sales Managers
Management Teams

PREREQUISITES

No prerequisite

DURATION

1 day

NUMBER OF PARTICIPANTS

4 (min) to 12 (max)

DELIVERY METHOD

Onsite or [Remote session](#)

TRAINING MATERIALS

Participant file containing the training material and exercises. . Training materials in digital format are made available to trainees a few days before the course

LANGUAGES

Training material: English, French

Trainers: 25+ spoken languages by TRIGO trainers all over the world

EVALUATION METHOD

Knowledge test (Multi Choice Questions)

TO GO FURTHER

Consulting services for implementation in your company

[Contact Us](#)

TESTIMONIES

"Efficient training. Very good command of the subject!"

Jean-Michel C.,
ZODIAC DATA

SECTORS: AEROSPACE-DEFENCE TOOLS & METHODS

TRAINING QUALIFICATION CERTIFICATE

OBJECTIVES

- Understand the challenges of the APQP / PPAP manual available in the IAQG SCM, H guide and make the link with the EN9100 and AS13100 standards and the RM13145 manual for engine manufacturers.
- Knowing how to structure a project into 5 phases and the deliverables expected for each phase of the project.
- Understand how to measure project progress by assessing the maturity of deliverables.
- How to organize a multi-disciplinary project team.
- Make the link with risk management and special requirements management.
- Drawing up an action plan to implement the APQP within the company and its supply chain.

TRAINING PROGRAM:

1. The benefits of controlled project management.
2. Project breakdown: APQP phases and milestones, elements and deliverables.
3. Element sheets.
4. Project risk assessment.
5. The 5 phases of the APQP according to the SCM, H and RM13145 manuals.
6. The PPAP file. Link with EN9145 and AS13100.
7. Defining project indicators: the link with IAQG strategy and milestone reviews.
8. Presentation of Core Tools: Product FMEA, Process FMEA, MSA, MSP.
9. Drawing up an action plan.

TRAINING METHOD

The teaching method alternates theoretical sequences on the recommendations of the APQP manual with application sequences through exercises on case studies. The main requirements of standards EN9145 and AS13100, including the RM13145 manual, are presented throughout the course.

FOR MORE INFO

[Visit the website](#)

RECOMMENDED FOR

Quality Managers & Engineers
Project Managers
Design / R&D / Process /
Industrialization / Methods
/ Production Managers &
Engineers
Auditors

PREREQUISITES

Knowledge of the
aeronautical sector

DURATION

2 days

NUMBER OF PARTICIPANTS

4 (min) to 12 (max)

DELIVERY METHOD

Onsite or [Remote session](#)

TRAINING MATERIALS

Participant file containing
the training material and
exercises. Training materials
in digital format are made
available to trainees a few
days before the course

LANGUAGES

Training material: English,
French

Trainers: 25+ spoken
languages by TRIGO trainers
all over the world

EVALUATION METHOD

Knowledge test (Multi Choice
Questions)

TO GO FURTHER

Consulting services for
implementation in your
company

[Contact Us](#)

**SECTORS: AEROSPACE-DEFENCE
TOOLS & METHODS**○ **TRAINING QUALIFICATION CERTIFICATE****OBJECTIVES**

- Know the EN9102 requirements on FAI.
- Know how to complete or check a FAI.
- Know the specific requirements of engine manufacturers in accordance with the reference manual RM 13102.
- Be familiar with the EN9145 requirements for carrying out a PPAP.
- Know the specific requirements of engine manufacturers for the APQP and PPAP, in accordance with the reference manual RM 13145.
- Know how to complete or check/validate a PPAP.

TRAINING PROGRAM:

1. Terms and definitions.
2. FAI and EN9102.
3. What is FAI for?
4. FAI contents.
5. FAI review – Analysis of documents.
6. The specific requirements of engine manufacturers for FAI: the reference manual RM13102.
7. PPAP contents
8. PPAP validation
9. Specific requirements of engine manufacturers for APQP & PPAP: the RM13145 reference manual.

TRAINING METHOD

The training method combines presentations and exercises based on examples or case studies from the aerospace industry. In each case, trainees are invited to take part in role-playing and group work. The trainer advises each trainee on his/her practices.

FOR MORE INFO

[Visit the website](#)

RECOMMENDED FOR

Any person required to understand, carry out or validate a First Article Inspection (FAI) or a PPAP in the Aeronautical sector. Anyone with a product quality, monitoring and/or supplier development mission

PREREQUISITES

Experience in the aerospace industry in product development, customer or supplier quality

DURATION

1 day

NUMBER OF PARTICIPANTS

3 (min) to 12 (max)

DELIVERY METHOD

Onsite or [Remote session](#)

TRAINING MATERIALS

Participant file containing the training material and exercises. Training materials in digital format are made available to trainees a few days before the course

LANGUAGES

Training material: English, French

Trainers: 25+ spoken languages by TRIGO trainers all over the world

EVALUATION METHOD

Knowledge test (Multi Choice Questions)

TO GO FURTHER

Consulting services for implementation in your company

[Contact Us](#)

SECTORS: AEROSPACE-DEFENCE TOOLS & METHODS

TRAINING QUALIFICATION CERTIFICATE

OBJECTIVES

- Understand the benefits to the company of carrying out product FMEA.
- Knowing how to carry out a functional analysis (external and internal).
- Know how to plan and prioritize your product FMEA.
- Understand the different concepts specific to FMEA: failure mode, cause, effect, and the distinction between prevention and detection.
- Know how to prioritize risks in order to define risk reduction actions.
- Linking the product FMEA to the design verification/validation plan.
- Avoiding errors when drawing up a product FMEA.
- Knowing how to audit a product FMEA effectively (key points to be audited).

TRAINING PROGRAM:

1. Historical background
2. The challenges of FMEA for external customers and the company
3. The aims of the product FMEA and links with other types of FMEA
4. The Product FMEA team
5. The FMEA product preparation phase: external and internal functional analyses
6. Basic concepts and definitions (failure mode, risk control)
7. Presentation of FMEA tables
8. Gravity/Severity rating grids – Occurrence – Detection
9. Pitfalls to avoid in product FMEA
10. Study report
11. Sustainability of the product FMEA
12. The SWOT of your product FMECA practices to take away ideas for improvement.

TRAINING METHOD

The trainees identify the best practices of FMEA at each major step of the methodology:

- Open version: instruction based on a case study
- In-house version: instruction based on a company-specific case study selected with TRIGO.

FOR MORE INFO

[Visit the website](#)

RECOMMENDED FOR

Design / R&D Managers & Engineers
FMEA coordinator/facilitator
Quality Managers & Engineers
Project Managers
Process / Industrialization / Methods Managers & Engineers
Anyone involved in a product FMEA
Auditors

PREREQUISITES

No prerequisite

DURATION

2 days

NUMBER OF PARTICIPANTS

4 (min) to 12 (max)

DELIVERY METHOD

Onsite or [Remote session](#)

TRAINING MATERIALS

Participant file containing the training material and exercises. Training materials in digital format are made available to trainees a few days before the course

LANGUAGES

Training material: English, French

Trainers: 25+ spoken languages by TRIGO trainers all over the world

EVALUATION METHOD

Knowledge test (Multi Choice Questions)

TO GO FURTHER

Training: [TM016](#)

Consulting services for implementation in your company

[Contact Us](#)

SECTORS: AEROSPACE-DEFENCE TOOLS & METHODS

TRAINING QUALIFICATION CERTIFICATE

OBJECTIVES

- Familiarize yourself with the ASD industry guide "Special requirements, critical elements, key characteristics" covering the EN 9103 standard.
- To implement the suggested best practices, familiarize yourself with the guide.
- Understand the importance of the terms and their relevance to risk analysis throughout the product lifecycle.
- Make the connection with the requirements of EN 9100.
- Defining a Personal Action Plan to address the key points of the guide.

TRAINING PROGRAM:

1. The context, the correlation with risk management
2. Special requirements
3. Definition and control of critical items: the SCMh steps and the maturity grid
4. Key characteristics: the correlation with DFMEA and EN 9103
5. The steps of variation control
6. Plan the production processes
7. Repeatability and reproducibility studies
8. Data analysis: control charts, process capabilities
9. Performance monitoring and change control
10. Creating a personal action plan.

TRAINING METHOD

Interactive and varied teaching methodologies are used, participants study the main principles of the different handbooks by carrying out activities in sub-groups, which stimulates discussion and knowledge transfer.

Summary reviews at the end of each training session emphasize the key messages of the manual and enable participants to draw up their own individual action plan to implement at the end of the course.

FOR MORE INFO

[Visit the website](#)

RECOMMENDED FOR

Quality Managers & Engineers
Design / Product Managers & Engineers
Project Managers
Auditors

PREREQUISITES

No prerequisite

DURATION

2 days

NUMBER OF PARTICIPANTS

7 (min) to 12 (max)

DELIVERY METHOD

Onsite or [Remote session](#)

TRAINING MATERIALS

Participant file containing the training material and exercises. Training materials in digital format are made available to trainees a few days before the course

LANGUAGES

Training material: English, French

Trainers: 25+ spoken languages by TRIGO trainers all over the world

EVALUATION METHOD

Knowledge test (Multi Choice Questions)

TO GO FURTHER

Consulting services for implementation in your company

[Contact Us](#)

SECTORS: AEROSPACE-DEFENCE TOOLS & METHODS

TRAINING QUALIFICATION CERTIFICATE

OBJECTIVES

- Understand the specific requirements of the ASD sector and engine manufacturers in particular.
- Going further than customer requirements and standards, understand the benefits to the company of carrying out PFMEAs.
- Know how to plan and prioritize your PFMEAs.
- Understand the different FMEA principles: failure mode, cause and effect, and the distinction between prevention and detection.
- Know how to prioritize risks and risk reduction actions.
- Make the link between the PFMEA and the control plan.
- Avoid errors in designing a PFMEA.
- How to audit a PFMEA effectively (key points to be audited).

TRAINING PROGRAM:

1. Historical background, FMEA in the aerospace industry and associated standards requirements
2. Creation of the PFMEA team
3. The PFMEA preparation phase: external and internal functional analyses
4. Key principles
5. Presentation of alternative PFMEA tables (SCMH-IAQG- Customer)
6. Severity – Occurrence – Detection rating grids (SCMH-IAQG- Customer)
7. Pitfalls to avoid in the PFMEA
8. PFMEA study report and sustainability of the PFMEA
9. The SWOT of your PFMEA practices, in order to provide you with ideas for improvement

TRAINING METHOD

Trainees will identify best practice in PFMEA at each step of the process:

- Open session training: application to a case study developed by TRIGO.
- In-house training: application to a company case study selected in advance with TRIGO.

FOR MORE INFO

[Visit the website](#)

RECOMMENDED FOR

Process / Industrialization
/ Methods / Maintenance
/ Production / Logistics
Managers & Engineers
Design Managers & Engineers
Quality Managers & Engineers
Project Managers
Anyone involved in a Process
FMEA
FMEA coordinator/facilitator
Auditors

PREREQUISITES

Experience in the aerospace industry in product development, customer or supplier quality

DURATION

2 days

NUMBER OF PARTICIPANTS

4 (min) to 12 (max)

DELIVERY METHOD

Onsite or [Remote session](#)

TRAINING MATERIALS

Participant file containing the training material and exercises. Training materials in digital format are made available to trainees a few days before the course

LANGUAGES

Training material: English, French

Trainers: 25+ spoken languages by TRIGO trainers all over the world

EVALUATION METHOD

Knowledge test (Multi Choice Questions)

TO GO FURTHER

Trainings: [TM016](#) - [TM240](#)

Consulting services for implementation in your company

[Contact Us](#)

SECTORS: AEROSPACE-DEFENCE TOOLS & METHODS

○ TRAINING QUALIFICATION CERTIFICATE

OBJECTIVES

- Remind the overall APQP/PPAP requirements of aerospace principals.
- Make the link between the product design, the manufacturing and inspection processes, with an emphasis on the control of key characteristics.
- Know the best practices for drawing up a control plan.
- In particular, the integration of the recommendations from EN 9100, AS 13100 (including EN 9145) and associated deployment guides (RM 13002, RM 13004, RM 13006).

TRAINING PROGRAM:

1. Reminder of the global requirements arising from EN9100 and AS13100 concerning APQP/PPAP, and the relevance of control plan.
2. The main tools for controlling industrialisation (RM13004).
3. The main tools for controlling manufacturing processes (RM13006).
4. The controlled deployment of alternative sampling plans (RM13002).
5. Keeping the serial life control plans up to date.
6. Identifying priority areas for improvement within the organisation.

TRAINING METHOD

Throughout the course, participants are encouraged to take part in group activities that are directly linked to their operational concerns. There are many opportunities for discussion and consolidation of the activities done, to facilitate the appropriation of concepts, tools and best practices.

The simplicity and logic of the training thread used throughout the course ensure a real understanding of the issues involved in the effective development and implementation of control plans in ASD.

The In-house dedicated training course can be customised to meet the specific needs, difficulties and challenges of your company.

FOR MORE INFO

[Visit the website](#)

RECOMMENDED FOR

Quality / Engineering /
Production / Programme
Leaders & Managers

PREREQUISITES

Basic aeronautics culture
(EN9100 requirements)
Knowledge of APQP/PPAP
and FMEA

DURATION

1 day

NUMBER OF PARTICIPANTS

4 (min) to 12 (max)

DELIVERY METHOD

Onsite or [Remote session](#)

TRAINING MATERIALS

Participant's file containing
the presentations delivered
during the training and the
exercise materials

Booklet (leaflet). Training
materials in digital format are
made available to trainees a
few days before the course

LANGUAGES

Training material: English,
French

Trainers: 25+ spoken
languages by TRIGO trainers
all over the world

EVALUATION METHOD

Knowledge test (Multi Choice
Questions)

TO GO FURTHER

Consulting services for
implementation in your
company

[Contact Us](#)

SECTORS: AEROSPACE-DEFENCE
TOOLS & METHODS

○ TRAINING QUALIFICATION CERTIFICATE

OBJECTIVES

- Understand the concepts and uses of measurement system variation analysis methods in accordance with AS13100 Quality Management System Requirements for Aero Engine Design and Production Organizations and RM13003 – Measurement Systems Analysis
- Put these requirements into practice by analysing measurement systems.
- Initiate more focused improvement actions on measurement systems.

TRAINING PROGRAM:

1. Introduction: definitions, AS13100 and RM13003 standards, application cases.
2. Basics of statistical concepts.
3. Concepts related to measurement means (terminology and acceptance criteria).
4. MSA study planning and preconditions.
5. The MSA study of a measurement system with variables (resolution, accuracy, linearity, stability, fidelity, GR&R, NDC)
6. The MSA study of a measurement system with attributes.
7. Possible reactions in case of a non-conforming MSA study, and improvement.
8. Audit the MSA according to AS13100 and RM13003 (audit checklist).

TRAINING METHOD

The engaging learning method helps participants to understand the concepts of measurement systems analysis. In the open version, case studies are used for practical activities, while in the in-house version, concrete company cases are used as examples.

FOR MORE INFO

[Visit the website](#)

RECOMMENDED FOR

Quality teams. Quality / QHSE managers, engineers and technicians

Project managers.
Industrialization managers.
Production manager. Process manager. Auditors

PREREQUISITES

No prerequisite

DURATION

2 days

NUMBER OF PARTICIPANTS

4 (min) to 12 (max)

DELIVERY METHOD

Onsite or [Remote session](#)

TRAINING MATERIALS

Participant file containing the training material and exercises. Training materials in digital format are made available to trainees a few days before the course.

LANGUAGES

Training material: English, French

Trainers: 25+ spoken languages by TRIGO trainers all over the world

EVALUATION METHOD

Knowledge test (Multi Choice Questions)

TO GO FURTHER

Training: [OE013](#)

Consulting services for implementation in your company

[Contact Us](#)

SECTORS: AEROSPACE-DEFENCE
TOOLS & METHODS

○ TRAINING QUALIFICATION CERTIFICATE

OBJECTIVES

- Understand the importance of managing the configuration throughout the life cycle.
- Know how to evaluate and identify improvements within your organization.
- Comply with the requirements of EN 9100 and the best practices defined in ISO10007.
- Comply with the 5 configuration management processes defined in the IAQG Supply Chain Management Handbook.

TRAINING PROGRAM:

1. Objectives and scope.
2. Definitions of key terms.
3. The EN 9100 requirements about the configuration management.
4. The 5 configuration management processes according to IAQG.
5. The application for each of the 5 processes.
6. The benefits of configuration management

TRAINING METHOD

This learning course focuses on the 5 configuration management processes through hands-on exercises enabling each participant to self-assess and identify areas for improvement in their company.

FOR MORE INFO

[Visit the website](#)

RECOMMENDED FOR

Quality / QHSE managers, engineers and technicians. Project Managers. Course Outline Managers. Internal Auditors. Supplier Auditors.

PREREQUISITES

No prerequisite

DURATION

1 day

NUMBER OF PARTICIPANTS

3 (min) to 12 (max)

DELIVERY METHOD

Onsite or [Remote session](#)

TRAINING MATERIALS

Participant file containing the training material and exercises
Design and/or adjustment of the modules according to the company's needs: additional days to be defined on a case by case basis

LANGUAGES

Training material: English, French

Trainers: 25+ spoken languages by TRIGO trainers all over the world

EVALUATION METHOD

Knowledge test (Multi Choice Questions)

TO GO FURTHER

Consulting services for implementation in your company

[Contact Us](#)

SECTORS: AEROSPACE-DEFENCE TOOLS & METHODS

TRAINING ATTENDANCE CERTIFICATE

OBJECTIVES

- Understand the impact of human factors on product compliance and safety.
- Be able to identify the situations in which deviations linked to human factors will be generated.
- Be able to process the causal chain linked to human factors and integrate them into risk analyses.
- Be able to interpret the requirements of ISO9001, EN9100, RM13010 and the SCMh recommendations.
- Be able to adapt your organization to take account of human factors and implement the appropriate measures.

TRAINING PROGRAM:

1. Introduction.
2. The context and definitions.
3. Presentation of ISO9001, EN9100, RM13010 requirements in relation to human factors.
4. The 3 main families of human factors.
5. Analysis of types of behavioral human factors.
6. Analysis of the types of human factors related to communication.
7. Analysis of types of managerial human factors.

TRAINING METHOD

- The course will use a practical example to understand and raise awareness of the impact of human factors on product compliance and safety right from the start.
- It will make the link with the various requirements of the ISO9001, EN9100 and RM13010 standards, which will be presented and analyzed.
- The course will then cover the various issues and terms, including the regulatory and standards context relating to human factors.
- The course will detail the different types of human factors in a logical and progressive manner by family, while using practical case studies to reinforce the acquisition of the targeted skills.
- Finally, the training will help in the analysis of human factors and the implementation of examples of appropriate preventive and corrective measures.

FOR MORE INFO

[Visit the website](#)

RECOMMENDED FOR

All employees who have an impact on the product: newcomers as well as the most experienced

Quality personnel, responsible for corrective and preventive actions and risk analysis.

Managers and in-house human factors trainers

PREREQUISITES

No prerequisite

DURATION

1 day

NUMBER OF PARTICIPANTS

4 (min) to 12 (max)

DELIVERY METHOD

Onsite or [Remote session](#)

TRAINING MATERIALS

Participant file containing the training material and exercises. Training materials in digital format are made available to trainees a few days before the course

LANGUAGES

Training material: English, French

Trainers: 25+ spoken languages by TRIGO trainers all over the world

EVALUATION METHOD

Knowledge test (Multi Choice Questions)

TO GO FURTHER

Consulting services for implementation in your company

[Contact Us](#)

SECTORS: AEROSPACE-DEFENCE TOOLS & METHODS

TRAINING QUALIFICATION CERTIFICATE

OBJECTIVES

- Understand the new requirements on counterfeit prevention.
- Understand and anticipate implementation.
- Help prevent counterfeiting.
- Know how to educate your staff about counterfeiting.

TRAINING PROGRAM:

1. Definitions and requirements of standards (EN 9100 / EN 9120 / AS 5553 / AS 6174).
2. Impact and cause analysis of a real case.
3. Procurement requirements.
4. Verification and testing requirements.
5. Obsolescence management requirements.
6. Traceability requirements.
7. Requirements for monitoring reports from external sources.
8. Requirements for quarantine and reporting of counterfeit parts.
9. Requirements for personnel training and awareness.

TRAINING METHOD

After a presentation of the background and theory, participants will learn about the different requirements for counterfeit prevention.

Trainees will conduct case studies to understand each requirement and define an appropriate response.

An attractive exercise, created especially for this course, will be the central focus.

FOR MORE INFO

[Visit the website](#)

RECOMMENDED FOR

Quality teams: Quality / QHSE Managers & Engineers. Controllers

Purchasing Managers

Logistics Managers

Production Managers

PREREQUISITES

No prerequisite

DURATION

1 day

NUMBER OF PARTICIPANTS

4 (min) to 12 (max)

DELIVERY METHOD

Onsite or [Remote session](#)

TRAINING MATERIALS

Participant file containing the training material and exercises. Training materials in digital format are made available to trainees a few days before the course

Design and/or adaptation of modules according to the company's needs: additional training days to be defined on a case-by-case basis

LANGUAGES

Training material: English, French

Trainers: 25+ spoken languages by TRIGO trainers all over the world

EVALUATION METHOD

Knowledge test (Multi Choice Questions)

TO GO FURTHER

Consulting services for implementation in your company

[Contact Us](#)

SECTORS: AEROSPACE-DEFENCE
TOOLS & METHODS

○ TRAINING ATTENDANCE CERTIFICATE

OBJECTIVES

- The objective of the course is to make professionals in the aeronautical sector aware of the damage caused by foreign objects if they are not properly controlled, in order to be able to assess the strategies to be adopted when implementing them in any type of organisation.
- This objective is achieved by imparting the necessary theoretical knowledge.

TRAINING PROGRAM:

1. Understanding FODs.
2. FOD prevention programme.
3. Foreign Body Management.

TRAINING METHOD

Active and collaborative methodologies, where participants are the actors in their own learning. Case studies and joint analysis of the best options.

FOR MORE INFO

[Visit the website](#)

RECOMMENDED FOR

Quality directors and managers

Team managers in aeronautical production lines

Quality inspectors

Professionals wishing to acquire in-depth, operational knowledge in the development of appropriate control of foreign objects in production plants.

PREREQUISITES

No prerequisite

DURATION

1 day

NUMBER OF PARTICIPANTS

4 (min) to 12 (max)

DELIVERY METHOD

Onsite or [Remote session](#)

TRAINING MATERIALS

Participant's folder containing the presentations delivered during the training. Training materials in digital format are made available to trainees a few days before the course.

LANGUAGES

Training material: English, Spanish

Trainers: 25+ spoken languages by TRIGO trainers all over the world

EVALUATION METHOD

Knowledge test (Multi Choice Questions)

TO GO FURTHER

Consulting services for implementation in your company

[Contact Us](#)

SECTORS: AEROSPACE-DEFENCE TOOLS & METHODS

TRAINING QUALIFICATION CERTIFICATE.

OBJECTIVES

- Demonstrate the benefits of a problem-solving approach in line with EN 9136 and RM 13000.
- Understand the 9 steps and the importance of each of them.
- Practice rigorously applying the main tools associated with the different steps.
- Learn how to lead a problem-solving working group.

TRAINING PROGRAM:

1. Introduction to the problem-solving approach: feedback, objectives.
2. Terms and definitions: different types of action, different types of cause.
3. From the traditional approach to problem-solving methodology.
4. 9S methodology and use cases.
5. Step 0 – Implement immediate actions.
6. Step 1 – Build the team.
7. Step 2 – Describe the problem.
8. Step 3 – Complete and optimize the immediate actions.
9. Step 4 – Identify root causes.
10. Step 5 – Define and select corrective actions.
11. Step 6 – Deploy corrective actions and check their effectiveness.
12. Step 7 – Standardise and transfer knowledge.
13. Step 8 – Recognise the team and close.
14. Summary of the approach and tools.
15. Pitfalls.
16. QRQC, a dynamic management approach.

TRAINING METHOD

After a theoretical presentation, participants work in sub-groups to understand and appropriate the steps and tools of the 9S/8D method step by step.

Trainees take it in turns to take on the role of facilitator throughout the course, to strengthen their skills in leading workgroups; some sequences are the subject of a specific debriefing on facilitation techniques.

Each sequence is illustrated by numerous exercises and the application of a case study. Each step ends with a presentation of the evaluation grid for the successful completion of the step in accordance with the RM 13000 standard.

FOR MORE INFO

[Visit the website](#)

RECOMMENDED FOR

Quality Managers & Engineers
Design / Process / Industrialization / Methods / Production / Logistics / Maintenance Managers & Engineers
Head of department
Project Managers
Purchasing Managers & Leaders
Anyone involved in a problem-solving approach
Auditors

PREREQUISITES

No prerequisite

DURATION

2 days

NUMBER OF PARTICIPANTS

6 (min) to 12 (max)

DELIVERY METHOD

Onsite or [Remote session](#)

TRAINING MATERIALS

Participant file containing the training material and exercises. Training materials in digital format are made available to trainees a few days before the course

LANGUAGES

Training material: English, French

Trainers: 25+ spoken languages by TRIGO trainers over the world

EVALUATION METHOD

Knowledge test (Multi Choice Questions)

TO GO FURTHER

Trainings: [OE013](#) - [TM061](#) - [TM267](#)

Consulting services for implementation in your company

[Contact Us](#)



TRAINING COURSES

ESG

SECTORS: GENERIC
ESG

○ TRAINING QUALIFICATION CERTIFICATE

OBJECTIVES

- Understand ESG background
- Get overview of the fundamental ESG legislation and regulations
- Understand the expected sustainability results
- Know what is a Sustainable Supply Chain.

TRAINING PROGRAM:

1. Introduction – ESG basics
2. Fundamental ESG legislation and regulations
3. Supply Chain due diligence
4. Company Sustainability model
5. Expected sustainability results.

TRAINING METHOD

The history and background of ESG, as well as an overview of the different legislations and regulations, are explained. Supply chain due diligence is explained. Basic elements of the ESG at the company are introduced.

FOR MORE INFO

[Visit the website](#)

RECOMMENDED FOR

All audiences

PREREQUISITES

No prerequisite

DURATION

1 day

NUMBER OF PARTICIPANTS

4 (min) to 12 (max)

DELIVERY METHOD

Onsite or [Remote session](#)

TRAINING MATERIALS

Participant file containing the training material and exercises. Training materials in digital format are made available to trainees a few days before the course

LANGUAGES

Training material: English/ French/Hungarian

Trainers: 25+ spoken languages by TRIGO trainers all over the world

EVALUATION METHOD

Knowledge test (Multi Choice Questions)

TO GO FURTHER

Trainings: [ESG007-MSY012](#) - [MSY021](#) - [MSY022](#) - [MSY031](#) - [MSY032](#)

Consulting services for implementation in your company

[Contact Us](#)

SECTORS: GENERIC
ESG

○ TRAINING QUALIFICATION CERTIFICATE

OBJECTIVES

- Understand ESG background
- Learn the fundamental ESG legislation and regulations
- Understand the expected sustainability results
- Know what is a Sustainable Supply Chain
- Know how to implement ESG in your company
- Know how to perform ESG reporting.

TRAINING PROGRAM:

1. Introduction – ESG basics
2. Fundamental ESG legislation and regulations
3. ESG introduction in a company
4. Expected sustainability results
5. Steps to implement your ESG strategy
6. Measurement and data
7. Communication of Sustainability
8. Sustainable Supply Chain
9. Footprint indicators, GHG (Greenhouse Gas Emission) and Scope 1-2-3 indicators
10. ESG reporting.

TRAINING METHOD

The history and background of ESG, as well as the different legislations and regulations, are explained. Requirements and guidelines needed for the practical implementation of ESG, and the related reporting are explained by performing practical activities.

FOR MORE INFO

[Visit the website](#)

RECOMMENDED FOR

Managers, group leaders, and engineers who are involved in the ESG implementation and have key roles in the implemented process

PREREQUISITES

No prerequisite

DURATION

2 days

NUMBER OF PARTICIPANTS

4 (min) to 12 (max)

DELIVERY METHOD

Onsite or [Remote session](#)

TRAINING MATERIALS

Participant's folder containing the presentations delivered during the training. Training materials in digital format are made available to trainees a few days before the course

LANGUAGES

Training material: English/
French/Hungarian

Trainers: 25+ spoken languages by TRIGO trainers all over the world

EVALUATION METHOD

Knowledge test (Multi Choice Questions)

TO GO FURTHER

Trainings: [ESG008](#)
- [MSY012](#) - [MSY021](#)
- [MSY022](#) - [MSY031](#) -
[MSY032](#)

Consulting services for implementation in your company

[Contact Us](#)

SECTORS: GENERIC
ESG

○ TRAINING QUALIFICATION CERTIFICATE

OBJECTIVES

- Understand ESG background
- Learn the fundamental ESG legislation and regulations
- Understand the expected sustainability results
- Know what is a Sustainable Supply Chain
- Know how to create the ESG strategy
- Know how to implement ESG in your company
- Know how to perform Sustainability and ESG reporting.

TRAINING PROGRAM:

1. Introduction – ESG basics
2. Fundamental ESG legislation and regulations
3. ESG introduction in a company
4. Expected sustainability results
5. Steps to create and implement your ESG strategy
6. Measurement and data
7. Communication of Sustainability
8. Sustainable Supply Chain
9. Footprint indicators, GHG (Greenhouse Gas Emission) and Scope 1-2-3 indicators
10. GRI - Global Reporting Initiative and European Sustainability Reporting Standards (ESRS)
11. ESG reporting
12. Sustainability report
13. Green Communication and greenwashing.

TRAINING METHOD

The history and background of ESG, as well as the different legislations and regulations, are explained. Requirements and guidelines needed for the practical implementation of ESG, and the related reporting are explained by performing practical activities.

FOR MORE INFO

[Visit the website](#)

RECOMMENDED FOR

Managers who are responsible for ESG implementation and reporting at the company

ESG professionals who want to widen their knowledge in this topic

PREREQUISITES

No prerequisite

DURATION

3 days

NUMBER OF PARTICIPANTS

4 (min) to 12 (max)

DELIVERY METHOD

Onsite or [Remote session](#)

TRAINING MATERIALS

Participant file containing the training material and exercises. Training materials in digital format are made available to trainees a few days before the course

LANGUAGES

Training material: English/Hungarian

Trainers: 25+ spoken languages by TRIGO trainers all over the world

EVALUATION METHOD

Knowledge test (Multi Choice Questions)

TO GO FURTHER

Trainings: [ESG007-MSY012](#) - [MSY021-MSY022](#) - [MSY031-MSY032](#)

Consulting services for implementation in your company

[Contact Us](#)



TRAINING COURSES

CUSTOMER SPECIFIC
REQUIREMENTS

SECTORS: AUTOMOTIVE CUSTOMER SPECIFIC REQUIREMENTS

TRIGO TRAINING QUALIFICATION CERTIFICATE

OBJECTIVES

- Get an overview of STELLANTIS documentation and applications (B2B, DocInfo, PLM, Amadeus, e-SQAL, SPOT...)
- Identify the requirements applicable to each phase of the collaboration with STELLANTIS from Project development until Mass Production, including warranty requirements
- Clarify the link between STELLANTIS CSRs, QRS and IATF requirements.
- Take these requirements effectively to succeed in your cooperation with STELLANTIS
- Assess your current practices with respect to STELLANTIS requirements and identify opportunities for improvement.

TRAINING PROGRAM:

1. The specific requirements of the STELLANTIS - Introduction
2. Requirements at the tender stage for signing a contract with STELLANTIS
3. Core tools requirements: APQP/PPAP, SPC, MSA, FMEA. What is STELLANTIS asking about their use?
4. Requirements during the product & process development phase
5. Requirements during serial life
6. Performance requirements
7. Change management requirements
8. Final game: Puzzle of STELLANTIS Requirements Mapping.

TRAINING METHOD

Practical exercises are combined to help participants gradually discover the specific requirements of the STELLANTIS. Group work, followed by feedback sessions, will enable participants to reinforce their understanding.

The requirements are analyzed logically and progressively, and the paragraphs of the STELLANTIS CSRs and QRS are dissected to identify the key elements.

Finally, each participant individually or in groups (if several participants from same company) must:

- determine which requirements impact them on a regular basis, and how they contribute concretely to their application.
- assess the actual level of implementation and performance achieved.
- identify your own areas for improvement.

FOR MORE INFO

[Visit the website](#)

RECOMMENDED FOR

Quality managers and engineers
Design and Process managers and engineers
Project managers
Industrialization / Production / Logistics managers and engineers
Project buyers
Internal & supplier auditors

PREREQUISITES

Basic knowledge of automotive sector

DURATION

2 days

NUMBER OF PARTICIPANTS

4 (min) to 12 (max)

DELIVERY METHOD

Onsite or [Remote session](#)

TRAINING MATERIALS

Participant's folder containing the theoretical principles stated during the training, the QRS and the lexicon of STELLANTIS acronyms used during the training. Training materials in digital format are made available to trainees a few days before the course

LANGUAGES

Training material: English, French
Trainers: 25+ spoken languages by TRIGO trainers all over the world

EVALUATION METHOD

Knowledge test (Multi Choice Questions)

TO GO FURTHER

Trainings: [CSR101](#) - [CSR103](#) - [CSR110](#) - [CSR111](#) - [CSR112](#) - [CSR109](#) - [CSR115](#)

Consulting services for implementation in your company

Contact Us

SECTORS: AUTOMOTIVE CUSTOMER SPECIFIC REQUIREMENTS

Qualifying training in partnership
with STELLANTIS



STELLANTIS TRAINING QUALIFICATION CERTIFICATE

OBJECTIVES

- To know the requirements and the specificities of the APQP PPAP STELLANTIS version 2022.
- Understanding how to rate Deliverables in the APQP Grid.
- Understand the roles and responsibilities between suppliers and the STLA, and between the STLA teams.
- Introducing APQP IT Applications (PLM, CQMS-AUROS).
- Create your action plan for the successful implementation of STELLANTIS requirements.
- Get APQP PPAP STELLANTIS Training Certificate.

TRAINING PROGRAM:

1. E-learning pre-session (mandatory)
2. Transition to e-learning
3. Introduction
4. APQP PPAP planning
5. The APQP grid
6. Rules for rating deliverables, roles and responsibilities and the escalation process
7. Gate 1 and the activities introduced in Phase 1, including the list of key characteristics, the PIS, the CAT, the GEED
8. Gate 2 and activities introduced in Phase 2
9. Gate 3 and activities introduced in Phase 3
10. Gate 4 and activities introduced in Phase 4, including instructions for compiling PPAP files
11. Gate 5 and activities introduced in Phase 5
12. The Change management during Mass Production
13. Guided tour of APQP IT applications: PLM and AUROS
14. Conclusion, group quiz and training evaluation
15. Exam
16. E-learning post-session (optional): case studies with assessment of deliverables.

TRAINING METHOD

The learning technique is based on sub-group work with exercises (including Key Characteristics) and the use of cases (preparation for the APQP Gate Review using a case study file that is completed as the course progresses).

The e-learning pre-session module aims to introduce the course and start the classroom session with Q&A. The post-session e-learning module allows participants to revisit the course a few weeks or months after the face-to-face session, using case studies and Deliverables assessment. The training is based on the real-life context of each participant, using a personalized individual progress plan. The mandatory forms, recommended templates, guidelines, and examples for each deliverable are provided in the training module. Some videos illustrate the APQP and PPAP processes during project development and during mass production, linked to after-sales.

RECOMMENDED FOR

This qualifying course is required by STELLANTIS for all supplier personnel included in a project team and responsible for APQP and specific APQP deliverables.

This training is also strongly recommended for IATF 16949 System Auditors

PREREQUISITES

Have attended general training on the APQP and PPAP processes or have practical experience of APQP

Prior to the classroom session, the e-learning pre-session module is mandatory

DURATION

1 day

NUMBER OF PARTICIPANTS

4 (min) to 12 (max)

DELIVERY METHOD

Onsite or [Remote session](#)

TRAINING MATERIALS

Participant folder containing the documents commented during the course and the exercise materials. Participants will have access to e-learning modules with an online application. Training materials in digital format are made available to trainees a few days before the course

LANGUAGES

Training material: English, French, Spanish, Portuguese, Portuguese Brazilian, Italian or Chinese

Trainers: 25+ spoken languages by TRIGO trainers all over the world

EVALUATION METHOD

Multi Choice Question test (15 questions) in 30 min + case studies (60min): 60% of correct answers required

TO GO FURTHER

Trainings: [CSR110](#) - [CSR111](#) - [CSR112](#) - [CSR100](#) - [CSR115](#) - [CSR109](#). Consulting services for implementation in your company

Contact Us

SECTORS: AUTOMOTIVE CUSTOMER SPECIFIC REQUIREMENTS

Qualifying training in partnership
with STELLANTIS



RECOMMENDED FOR

APQP PPAP Harmonized STELLANTIS qualifying course is required for all supplier personnel included in a project team and responsible for APQP and specific APQP deliverables. This transition training is designed for people who have already completed the APQP PPAP exP v2015 training

PREREQUISITES

Provide your certificate of qualification to APQP PPAP STELLANTIS (ex-PSA) v2015

DURATION

1 day

NUMBER OF PARTICIPANTS

4 (min) to 12 (max)

DELIVERY METHOD

Onsite or [Remote session](#)

TRAINING MATERIALS

Participant folder containing the presentations delivered during the course and the exercise materials

Participants will have access to e-learning modules with an online application. Training materials in digital format are made available to trainees a few days before the course.

LANGUAGES

English, French, Spanish, Portuguese, Portuguese Brazilian, Italian or Chinese, including e-learning modules.

Trainers: 25+ spoken languages by TRIGO trainers all over the world

EVALUATION METHOD

MCQ knowledge test (15 questions) in 30 min

TO GO FURTHER

Trainings: [CSR110](#) - [CSR111](#) - [CSR112](#) - [CSR100](#) - [CSR115](#) - [CSR109](#)
Consulting services for implementation in your company

Contact Us



STELLANTIS TRAINING QUALIFICATION CERTIFICATE

OBJECTIVES

- Know requirements and particularities of the APQP PPAP STELLANTIS version 2022.
- Understand the rating rules of the Deliverables in APQP Grid.
- Know roles & responsibilities between the suppliers and STLA, and among STLA Teams.
- Get an introduction about APQP IT Applications (PLM, CQMS-AUROS).
- Build your action plan to implement STELLANTIS requirements.
- Obtain APQP PPAP STELLANTIS training certificate.

TRAINING PROGRAM:

1. E-learning pre-session (mandatory)
2. Transition to e-learning
3. APQP PPAP planning
4. The APQP grid
5. Development management, rating and escalation
6. Phase 1 – new requirements
7. Phase 2 – new requirements
8. Phase 3 – new requirements
9. Phase 4 – new requirements
10. Phase 5 – new requirements
11. The Change management during Mass Production
12. Guided tour of APQP IT application AUROS
13. Conclusion and training evaluation
14. Exam
15. E-learning post-session (optional): Case studies with assessment of deliverables.

TRAINING METHOD

- This training program has been designed by TRIGO and STELLANTIS.
- The training method is based on subgroup activities with exercises (including Key Characteristics) and simulation (APQP Gate review preparation on the basis of a case study file that is completed as the course progresses).
- The aim of the e-learning pre-session module is to introduce the course and start the classroom session with questions and answers.
- The post-session e-learning module aims to review the course a few weeks or months after the classroom session, using case studies and assessment of deliverables.
- The training approach is based on the real-life context of each participant, using a personal progress plan.
- The mandatory forms, recommended templates, guidelines and examples pour each deliverable are introduced in the training module.
- Some videos summarize the APQP and PPAP processes during project development and during serial life, linked to after-sales.

FOR MORE INFO

[Visit the website](#)

SECTORS: AUTOMOTIVE CUSTOMER SPECIFIC REQUIREMENTS

TRIGO TRAINING QUALIFICATION CERTIFICATE

OBJECTIVES

- Understand how to find the applications and their purposes
- Know how to use PLM
- Get a good introduction on other applications and answer your practical questions.

TRAINING PROGRAM:

1. Learning how to use the Quality applications on the B2B portal.
2. Learning how to use the PLM application.
3. Using a customer's APQP grid on a current project, become familiar with the environment and fill in the status of deliverables, fill in action plans, delete modified documents related to the project.
4. Checking the acceptance status of APQPs and their progress.
5. Learning how to use other B2B applications:
6. By setting up the specific applications called up in the QRS on the trainees' PCs, and browsing these applications that are useful for the company and referenced:
 - a. AMADEUS
 - b. DOCINFO
 - c. SPOT
 - d. ESQAL
 - e. COMTEC

TRAINING METHOD

The participative and collaborative learning approach takes into account the context of your company:

- Collaborative, based on exchanges.
- Participative through real-life situations: comparing requirements theory with a review of the company's operational system.

FOR MORE INFO

[Visit the website](#)

RECOMMENDED FOR

Quality managers and engineers
Project managers
Design / Process / Industrialization managers and engineers

PREREQUISITES

Trainees already have access to the B2B portal, and applications PLM, DOCINFO, AMADEUS, SPOT, ESQAL, COMTEC applications.

For handling PLM and an APQP grid: the customer has an APQP grid open in PLM and its domain is created in DOCINFO. Have completed the training course: [CSR101](#) / or [CSR103](#)

DURATION

1 day

NUMBER OF PARTICIPANTS

4 (min) to 12 (max)

DELIVERY METHOD

Onsite or [Remote session](#)

TRAINING MATERIALS

Participant file containing the training material and exercises. Training materials in digital format are made available to trainees a few days before the course

LANGUAGES

Training material: English, French

Trainers: 25+ spoken languages by TRIGO trainers all over the world

EVALUATION METHOD

Knowledge test (Multi Choice Questions)

TO GO FURTHER

Consulting services for implementation in your company

[Contact Us](#)

SECTORS: AUTOMOTIVE CUSTOMER SPECIFIC REQUIREMENTS

Qualifying training in partnership
with STELLANTIS



PREREQUISITES

Have passed the qualifying training on APQP PPAP Harmonized STELLANTIS

DURATION

1 day

NUMBER OF PARTICIPANTS

4 (min) to 12 (max)

DELIVERY METHOD

Onsite or [Remote session](#)

TRAINING MATERIALS

Participant's folder containing the presentations delivered during the training, a workbook with exercises and an PIS excel file for the case study. Training materials in digital format are made available to trainees a few days before the course

LANGUAGES

Training material: English / French / Italian / Spanish / Portuguese / Portuguese Brazilian / Chinese

Trainers: 25+ spoken languages by TRIGO trainers all over the world

EVALUATION METHOD

Knowledge test (Multi Choice Questions)

TO GO FURTHER

Trainings: [CSR101](#) - [CSR103](#) - [CSR110](#) - [CSR111](#) - [CSR112](#) - [CSR100](#) - [CSR115](#)

Consulting services for implementation in your company

[Contact Us](#)

TRAINING QUALIFICATION CERTIFICATE

RECOMMENDED FOR

This qualifying training is recommended by STELLANTIS for Supplier's Project Team members: Project Manager / Quality Engineers / Design Engineers / Test & Product Validation Engineers / Process & Methods Engineers / Industrialization Engineers / Production Managers.

OBJECTIVES

- Understand the purpose of Functional and Technical Characteristics (CTF)
- Understand the purpose of the Part Inspection Standard (PIS)
- Understand the purpose of Report of Characteristics Measurement (RCM)
- Know how to identify and classify of the CTF
- Know how to ensure Product Design robustness
- Know how to ensure Manufacturing Process robustness
- Know how to identify the Key Characteristics (CSE, CS, CTF to audit)
- Know how to develop the PIS

TRAINING PROGRAM:

1. Introduction
2. Product Development and Functional & Technical Characteristics (CTFs)
3. Process Development, Key Characteristics (CSE, CS, CTF to audit) and Part Inspection Standard (PIS)
4. APQP PPAP and Product & Process conformity convergence plan
5. PIS development and RCM (Report of Characteristic Measurement)
6. Conclusion, quiz and evaluation
7. MCQ exam

TRAINING METHOD

Using concrete examples and one case study performed throughout the training to know how to complete the CTF list, develop progressively the PIS during Project Development and for Mass Production.

FOR MORE INFO

[Visit the website](#)

SECTORS: AUTOMOTIVE CUSTOMER SPECIFIC REQUIREMENTS

Qualifying training in partnership
with STELLANTIS



TRAINING QUALIFICATION CERTIFICATE

OBJECTIVES

- Know the content of the MRS process (phases and milestones).
- Understand the different phases of audit assessment (NSA, PPQ, MPA1 and MPA2).
- Understand the MRS requirements.
- Create your action plan to implement the new requirements.

TRAINING PROGRAM:

1. Introduction
2. Library and B2B portal documentation access
3. The 3 phases of MRS: NSA, PPQ, MPA1 et MPA2.
4. Self-assessment instructions
5. Evaluation form and scoring matrix
6. The STELLANTIS Training material
7. Review of MPA2 requirements (chapters 1 to 15 + 1 extra).
8. Standard Audit agenda
9. Conclusion & MCQ.

TRAINING METHOD

This training is performed by a TRIGO Auditor qualified on MRS/NSA by STELLANTIS.

A participative and collaborative training method:

- Collaborative on the basis of exchanges, thanks to team activities that
- introduce each of the training sequences. Participative by Scenario by confronting the theory of requirements by reviewing the company's operational system.

FOR MORE INFO

[Visit the website](#)

RECOMMENDED FOR

Quality / QHSE managers and engineers

Project Managers

Design, Process, Industrialization, Production, Logistics, Maintenance managers and engineers

PREREQUISITES

Good knowledge of the IATF 16949 requirements or the automotive standards requirements

DURATION

1 day

NUMBER OF PARTICIPANTS

4 (min) to 12 (max)

DELIVERY METHOD

Onsite or [Remote session](#)

TRAINING MATERIALS

Participant file containing the presentations delivered during the training and the exercise materials. Training materials in digital format are made available to trainees a few days before the course

LANGUAGES

Training material: English/ French/ Spanish/Portuguese/ Romanian/Hungarian

EVALUATION METHOD

Knowledge test (Multi Choice Questions)

TO GO FURTHER

Training: [CSR100](#) - [CSR101](#) - [CSR103](#) - [CSR109](#)

Consulting services for implementation in your company

[Contact Us](#)

SECTORS: AUTOMOTIVE CUSTOMER SPECIFIC REQUIREMENTS

Qualifying training in partnership
with STELLANTIS



RECOMMENDED FOR

Quality / QHSE managers and engineers

Project Managers

Design, Process, Industrialization, Production, Logistics, Maintenance managers and engineers

PREREQUISITES

Good knowledge of IATF 16949 requirements or automotive standards requirements.

NSA or PPQ or MPA1 or MPA2 self-assessment performed in past phases with STELLANTIS.

DURATION

2 days.

NUMBER OF PARTICIPANTS

4 (min) to 12 (max)

DELIVERY METHOD

Onsite or [Remote session](#)

TRAINING MATERIALS

Participant folder containing the presentations delivered during the course and the exercise materials. Training materials in digital format are made available to trainees a few days before the course.

LANGUAGES

Training material: English/ French/ Spanish/Portuguese/ Romanian/Hungarian

EVALUATION METHOD

Knowledge test (Multi Choice Questions).

TO GO FURTHER

Training: [CSR100](#) - [CSR101](#) - [CSR103](#) - [CSR109](#) - [CSR115](#)

Consulting services for implementation in your company

[Contact Us](#)

TRAINING QUALIFICATION CERTIFICATE

OBJECTIVES

- Know the content of the MRS process (phases and milestones).
- Understand the different phases of audit assessment (NSA, PPQ, MPA et MPA2).
- Understand the requirements of MRS.
- Know how to identify deviations from the requirements by a self-assessment.
- Create your action plan to implement the new requirements.

TRAINING PROGRAM:

1. Introduction
2. Library and B2B portal documentation access
3. The 3 phases of MRS: NSA, PPQ, MPA (1 and 2).
4. Self-assessment instructions
5. Evaluation form and scoring matrix
6. The STELLANTIS Training material
7. Review of MPA2 requirements (chapters 1 to 6) + Risks analysis and the situation of the company.
8. Review of MPA2 requirements (chapters 7 to 15) + Risks analysis and the situation of the company.
9. Standard Audit agenda.
10. Conclusion & MCQ

TRAINING METHOD

This training is performed by a TRIGO Auditor qualified on MRS/NSA by STELLANTIS.

Our participative and collaborative learning approach takes into account the context of your company to help you build your personal progress plan:

- Collaborative based on sharing: team activities introduce each of the training sequences.
- Participative through practical exercises: comparing the theory of requirements through a company operational system review.

A teaching approach that takes account of your company's context, so that you can build your personal improvement project throughout the training.

FOR MORE INFO

[Visit the website](#)

SECTORS: AUTOMOTIVE CUSTOMER SPECIFIC REQUIREMENTS

Qualifying training in partnership
with STELLANTIS



TRAINING QUALIFICATION CERTIFICATE

OBJECTIVES

- Know the content of the MRS process (phases and milestones).
- Understand the different phases of audit assessment (NSA, PPQ, MPA et MPA2).
- Understand the requirements of MRS.
- Know how to identify deviations from the requirements by a self-assessment.
- Create your action plan to implement the new requirements.

TRAINING PROGRAM:

1. Introduction
2. Library and B2B portal documentation access
3. The 3 phases of MRS: NSA, PPQ, MPA (1 and 2).
4. Self-assessment instructions
5. Evaluation form and scoring matrix
6. The STELLANTIS Training material
7. Review of MPA2 requirements (chapters 1 to 4) + Risks analysis and the situation of the company. Self-assessment on site for FAST RESPONSE KEY ELEMENT.
8. Review of MPA2 requirements (chapters 5 to 10) + Risks analysis and the situation of the company. Self-assessment on site for RISK REDUCTION KEY ELEMENT.
9. Review of MPA2 requirements (chapters 11 to 15) + Risks analysis and the situation of the company. Self-assessment on site for LAYERED PROCESS AUDIT KEY ELEMENT.
10. Standard Audit agenda
11. Conclusion & MCQ

TRAINING METHOD

This training is performed by a TRIGO Auditor qualified on MRS/NSA by STELLANTIS.

Our participative and collaborative learning approach takes into account the context of your company to help you build your personal progress plan:

- Collaborative based on sharing: team activities introduce each of the training sequences.
- Participative through practical exercises: comparing the theory of requirements through a company operational system review.

A teaching approach that takes account of your company's context, so that you can build your personal improvement project throughout the training.

RECOMMENDED FOR

Quality / QHSE managers and engineers

Project Managers

Design, Process, Industrialization, Production, Logistics, Maintenance managers and engineers

PREREQUISITES

Good knowledge of IATF 16949 requirements or automotive standards requirements

NSA or PPQ or MPA1 or MPA2 self-assessment performed in past phases with STELLANTIS

DURATION

3 days (including 1 day of self- assessment onsite)

NUMBER OF PARTICIPANTS

4 (min) to 12 (max)

DELIVERY METHOD

Onsite or [Remote session](#)

TRAINING MATERIALS

Participant file containing the training material and exercises. Training materials in digital format are made available to trainees a few days before the course

LANGUAGES

Training material: English/ French/ Spanish/Portuguese/ Romanian/Hungarian

EVALUATION METHOD

Knowledge test (Multi Choice Questions)

TO GO FURTHER

Training: [CSR100](#) - [CSR101](#) - [CSR103](#) - [CSR109](#) - [CSR115](#)

Consulting services for implementation in your company

Contact Us

SECTORS: AUTOMOTIVE CUSTOMER SPECIFIC REQUIREMENTS

TRIGO TRAINING QUALIFICATION CERTIFICATE.

OBJECTIVES

- Understand all the requirements and characteristics of the Capacity Assessment Tool (CAT) process.
- Know how to get all information needed to assess production capacity within your organizations (Run@Rate measurement activities).
- Know how to carry out the capacity assessment at APQP Phase 1
- Know how to carry out capacity assessment at APQP Phases 3, 4 and 5 (CAT1/2/3)
- Know how to manage the Risk Mitigation Run Plan (RMR deliverable)
- Ensure appropriate requirements and deliverables are recorded in the APQP PPAP process concerning CAT submission.

TRAINING PROGRAM:

1. Introduction & Objectives.
2. General Outline.
3. CAT Structure.
4. Populating & Using CAT.
5. RMR – Risk Mitigation Run plan
6. Managing R&R activity
 - a) Kick -off meeting
 - b) Invitations
 - c) Set up (Product, Process, Duration and R&R statistics& results)
 - d) Running an R&R
7. Conclusion and training evaluation
8. Exam (MCQ)

TRAINING METHOD

The pedagogy is based on activities in sub-groups with exercises (including Key Features) and role-playing (preparation of a CAT aligned to APQP / PPAP milestones based on a case study file that is completed as the course progresses). The pedagogy links up with the real-life context of each participant through a construction activity around the personal progress plan. The mandatory and recommended forms and examples for each deliverable are presented in the training module.

FOR MORE INFO

[Visit the website](#)

RECOMMENDED FOR

Project managers
Process / Industrialization / Production managers and engineers
Quality managers and engineers

PREREQUISITES

Knowledge in production.
Knowledge in APQP PPAP
STELLANTIS

DURATION

1 day

NUMBER OF PARTICIPANTS

3 (min) to 12 (max)

DELIVERY METHOD

Onsite or [Remote session](#)

TRAINING MATERIALS

Participant's folder containing the presentations delivered during the training. Training materials in digital format are made available to trainees a few days before the course.

LANGUAGES

Training material: English/
French/ Spanish/Portuguese/
Romanian/Hungarian

Trainers: 25+ spoken languages by TRIGO trainers all over the world

EVALUATION METHOD

Knowledge test Multi Choice Questions.

TO GO FURTHER

Trainings: [CSR103](#) - [CSR101](#) [CSR110](#) - [CSR111](#) - [CSR112](#)- [CSR109](#) - [CSR100](#)

Consulting services for implementation in your company

[Contact Us](#)

SECTORS: AUTOMOTIVE CUSTOMER SPECIFIC REQUIREMENTS

TRAINING QUALIFICATION CERTIFICATE

RECOMMENDED FOR

This training course is required by RENAULT for all people in contact with Renault project teams during the bidding phase, the development phases of a project, as well as in series production for change management. This training is also recommended for all other members of the project teams: Quality Engineers, Design Engineers, Test and Product Validation Engineers, Industrialization Engineers, Production Managers, Logistics Managers, Sales Managers, IATF 16949 System Auditors.

OBJECTIVES

- To know all the requirements and particularities of the RGPQP RENAULT process.
- Ensure appropriate rating of requirements and deliverables in the APQP Grid. Know the roles and responsibilities between suppliers and RENAULT, and between RENAULT teams.
- Discover the Supplier Portal and SI RGPQP application.
- Build an action plan to apply the new requirements.

TRAINING PROGRAM:

1. Introduction & Objectives.
2. General Overview.
3. RGPQP Structure.
4. Use the RGPQP standard.
5. Categories 1,2,3,4 - Details.
6. Summary of topics covered during day #1
7. Categories 5 to 11 – Details.
8. Working with the Renault Group Summary of requirements

TRAINING METHOD

This training program was designed by RENAULT.

The training is based on activities in sub-groups with exercises (including the Key Characteristics) and role-playing (preparation to achieve the RGPQP milestones based on a case-study file that is completed as the course progresses).

Training methods are linked to the real-life context of each participant through activities based on their personal progress plan. Mandatory and recommended forms and examples for each product are presented in the training module.

FOR MORE INFO

[Visit the website.](#)

Qualifying training in partnership
with RENAULT



PREREQUISITES

Have completed general training in APQP and PPAP processes - or have experience of APQP

DURATION

2 days

NUMBER OF PARTICIPANTS

4 (min) to 12 (max)

DELIVERY METHOD

Onsite or [Remote session](#)

TRAINING MATERIALS

Participant file containing the training material and exercises. Training materials in digital format are made available to trainees a few days before the course

LANGUAGES

Training material: English, French, Portuguese, Portuguese Brazilian, Spanish

Trainers: 25+ spoken languages by TRIGO trainers all over the world

Training provided in all countries except in: France, India, Italy, Romania, and Turkey

EVALUATION METHOD

Knowledge test (Multi Choice Question)

TO GO FURTHER

Consulting services for implementation in your company

[Contact Us](#)

SECTORS: AUTOMOTIVE CUSTOMER SPECIFIC REQUIREMENTS

TRAINING QUALIFICATION CERTIFICATE

OBJECTIVES

- Understanding of relationship between „customer requirements” and „Customer Specific Requirements”
- Understanding of VOLVO Trucks expectations, quality standards regarding product performance, reliability, durability, risks and safety
- Understanding of VOLVO Trucks’ processes and technical specifications to meet design, manufacturing, quality control and product/service delivery requirements
- Learning of VOLVO Trucks’ Compliance, documentation and communication, reporting principles and continuous improvement

PROVIDING evidence of effective and practical application of deliverables set by VOLVO Trucks

TRAINING PROGRAM:

1. Introduction, training objectives
2. Ice-breaker
3. Defining customer requirements – sources of data and information – formal documentations , Code of Conduct, Supplier Quality Manual, Customer Specific Requirements
4. Requirements in the quotation phase
5. Requirements in the Part and Process development phase
6. Requirements in the Part and Process approval
7. Requirements in the Ramp-up phase
8. Requirements in the Mass production phase

TRAINING METHOD

The requirements of the IATF 16949 Customer-Specific Requirements of the Volvo Group, Supply Partner Quality Assurance Manual, and other customer requirements are analyzed logically and progressively, and and discussed in an interactive way.

FOR MORE INFO

[Visit the website.](#)

RECOMMENDED FOR

Quality managers and engineers
Design and Process managers and engineers
Project managers
Industrialization / Production / Logistics managers and engineers
Project buyers
Internal & supplier auditors

PREREQUISITES

None

DURATION

2 days

NUMBER OF PARTICIPANTS

4 (min) to 12 (max)

DELIVERY METHOD

Onsite or [Remote session](#)

TRAINING MATERIALS

Participant file containing the training material and exercises. Training materials in digital format are made available to trainees a few days before the course.

LANGUAGES

Training material: English,
Trainers: 25+ spoken languages by TRIGO trainers all over the world

EVALUATION METHOD

Knowledge test (Multi Choice Question)

TO GO FURTHER

Consulting services for implementation in your company

[Contact Us](#)



TRAINING COURSES

SUPPLIER DEVELOPMENT

SECTORS: GENERIC SUPPLIER DEVELOPMENT

TRAINING ATTENDANCE CERTIFICATE

OBJECTIVES

- Understand the issues involved in managing suppliers.
- Identifying the roles and responsibilities associated with managing suppliers and their performance.
- Understand best practice in supplier relationship management with a view to integrating it into your organisation.
- Understanding the different types of contractual requirements.
- Identifying/Analysing/Mitigating risks at the various stages of the customer-supplier relationship.
- Knowing how to measure your suppliers' performance.
- Know how to establish a win-win relationship with suppliers with a view to continuous improvement.

TRAINING PROGRAM:

Phase 1: Initial training

1. The basics of supplier management.
2. Best practices in evaluating and selecting suppliers.
3. Best practices in implementing contractual relationships.
4. Best practices in supplier performance management.
5. Risk management at the various stages of the customer-supplier relationship.
6. Some sector specificities (Aeronautics - RM13007, Automotive, ...).
7. Identifying priority areas for improvement within your organisation.

Phase 2: Remote follow-up (2 to 3 months later): Sharing with trainees the improvements implemented and return of experiments following the training.

TRAINING METHOD

Throughout the training course, participants are encouraged to take part in group activities that are directly linked to their operational concerns. Numerous exchanges and consolidation of work (including after in-house implementation) help to promote the appropriation of shared concepts, tools and good practice.

The simplicity and logic of the common case study used throughout the course ensure a real understanding of the issues involved in the appropriate application of Supply Chain Management. The course can be customised to suit the specific needs, difficulties and challenges of your company.

FOR MORE INFO

[Visit the website](#)

RECOMMENDED FOR

Operations managers.
Purchasing / Supply Chain Managers. Supplier Performance Managers / SCQM (Supply Chain Quality Manager). Supply Quality Managers / Supplier Quality leaders.

Quality Managers & Engineers

PREREQUISITES

Experience in Purchasing / Supply Quality

DURATION

2 Days (1,5 Day + 0,5 day after two months)

NUMBER OF PARTICIPANTS

4 (min) to 12 (max)

DELIVERY METHOD

Onsite or [Remote session](#)

TRAINING MATERIALS

Participant file containing the training material and exercises. Training materials in digital format are made available to trainees a few days before the course.

LANGUAGES

Training material: English, French

Trainers: 25+ spoken languages by TRIGO trainers over the world

EVALUATION METHOD

Knowledge test (Multi Choice Questions) + Sharing of practices implemented afterwards.

TO GO FURTHER

Training: [SD002](#)

Consulting services for implementation in your company

[Contact Us](#)

SECTORS: GENERIC
SUPPLIER DEVELOPMENT

○ TRAINING QUALIFICATION CERTIFICATE

OBJECTIVES

- Acquire second-party auditor skills.
- Preparing, conducting and completing an audit of a supplier.
- Be able to identify ways to enhance quality performance and risk control from the supplier.
- Evaluate the supplier's use of quality improvement tools.
- Know how to rate a manufacturing process in order to compare and/or qualify it.
- Understand how to use existing questionnaires.
- Be able to create your own questionnaire specific to the supplier/process to be audited.

TRAINING PROGRAM:

1. Triggers that cause audits at the supplier
2. The auditor's job
3. Audit management
4. Tools to enhance quality performance
5. Case study situation

TRAINING METHOD

The training method implemented is based on cases encountered during audits. Concepts are approached through case studies before being systematically transposed to real cases resulting from the consultant and trainees' experience. The training is then very participative.

The Crosby's Turtle method is employed to assess risks during the preparation phase of the audit, followed by the CAPDo® method to direct the audit towards focusing on performance.

FOR MORE INFO

[Visit the website](#)

RECOMMENDED FOR

Quality / QHSE manager, engineer and technician
Purchasing / Buyer

Supplier's Quality Manager
Supplier Quality Manager / Engineer
Continuous Improvement / Manager / External auditor

PREREQUISITES

To be an auditor for ISO 19011

DURATION

3 Days

NUMBER OF PARTICIPANTS

4 (min) to 9 (max)

DELIVERY METHOD

Onsite or [Remote session](#)

TRAINING MATERIALS

Participant file containing the training material and exercises. Training materials in digital format are made available to trainees a few days before the course

LANGUAGES

Training material: English, French

Trainers: 25+ spoken languages by TRIGO trainers over the world

EVALUATION METHOD

Knowledge test (Multi Choice Questions)

TO GO FURTHER

Consulting services for implementation in your company

[Contact Us](#)

SECTORS: GENERIC SUPPLIER DEVELOPMENT

TRAINING QUALIFICATION CERTIFICATE

OBJECTIVES

- Know the EN9102 requirements on FAI.
- Know how to complete or check a FAI.
- Know the specific requirements of engine manufacturers in accordance with the reference manual RM 13102.
- Be familiar with the EN9145 requirements for carrying out a PPAP.
- Know the specific requirements of engine manufacturers for the APQP and PPAP, in accordance with the reference manual RM 13145.
- Know how to complete or check/validate a PPAP.

TRAINING PROGRAM:

1. Auditing suppliers
2. The key points to be audited, involved in delivery performance
3. Case study simulation

TRAINING METHOD

The training method combines presentations and exercises based on examples or case studies from the aerospace industry. In each case, trainees are invited to take part in role-playing and group work. The trainer advises each trainee on his/her practices.

FOR MORE INFO

[Visit the website](#)

RECOMMENDED FOR

Supply quality manager,
engineer and technician
Purchasing manager / Buyer
Quality Assurance Manager
Supplier Quality Manager /
Engineer
Continuous Improvement
Manager
External auditor

PREREQUISITES

Experience in the aerospace industry in product development, customer or supplier quality.

DURATION

2 Days

NUMBER OF PARTICIPANTS

4 (min) to 12 (max)

DELIVERY METHOD

Onsite or [Remote session](#)

TRAINING MATERIALS

Participant file containing the training material and exercises. Training materials in digital format are made available to trainees a few days before the course.

LANGUAGES

Training material: English, French

Trainers: 25+ spoken languages by TRIGO trainers over the world

EVALUATION METHOD

Knowledge test (Multi Choice Questions)

TO GO FURTHER

Consulting services for implementation in your company

[Contact Us](#)



TRAINING COURSES

OPERATIONAL EXCELLENCE

SECTORS: GENERIC OPERATIONAL EXCELLENCE

TRAINING QUALIFICATION CERTIFICATE

OBJECTIVES

- Understand the benefits and challenges of Six Sigma projects.
- Understand how the Six Sigma approach can sustainably improve customer and shareholder satisfaction and contribute to the company's strategic results.
- Identify how Six Sigma can fit in with the company's other improvement initiatives.
- Discover the roles and contributions of the key players in Six Sigma projects.
- Identify the first steps in deploying this approach within your organisation.
- Learn how to promote the Six Sigma approach within your company.

TRAINING PROGRAM:

1. A high-performance approach that delivers ambitious results.
2. A metric to match the challenges.
3. A structured and organised approach.
4. The roles and contributions of the new functions.
5. Identifying ambitious projects.
6. Promoting the Six Sigma approach to the management team.

TRAINING METHOD

The principles are taught in an active way and in the form of team work. The pedagogy encourages reflection at management team level, enabling it to make decisions to commit to the Six Sigma approach and potential projects.

FOR MORE INFO

[Visit the website](#)

RECOMMENDED FOR

Continuous Improvement managers and engineers
Quality Managers & Engineers
Design / Process / Industrialization / Methods / Production / Logistics / Maintenance Managers & Engineers
Project Managers

PREREQUISITES

No prerequisite

DURATION

1 day

NUMBER OF PARTICIPANTS

4 (min) to 12 (max)

DELIVERY METHOD

Onsite or [Remote session](#)

TRAINING MATERIALS

Participant file containing the training material and exercises. Training materials in digital format are made available to trainees a few days before the course

LANGUAGES

Training material: English, French

Trainers: 25+ spoken languages by TRIGO trainers over the world

EVALUATION METHOD

Knowledge test (Multi Choice Questions)

TO GO FURTHER

Trainings: [OE019](#) - [OE013](#)

Consulting services for implementation in your company

[Contact Us](#)

SECTORS: GENERIC OPERATIONAL EXCELLENCE

TRAINING QUALIFICATION CERTIFICATE

OBJECTIVES

- Understand 6 Sigma and the challenges associated with this kind of project.
- Understand the DMAIC project concept and the deliverables expected at each milestone.
- Understand the benefits of different tools at the DMAIC stages.
- Know how to collaborate more effectively when using these tools.

TRAINING PROGRAM:

1. Introduction to the 6 Sigma approach (DMAIC, key components) and what you can expect from it.
2. Define step: Selecting priorities
3. Define step: Learning about the process
4. Measure step
5. Analyze step
6. Improve Step: Studying the results
7. Improve Step: Implement the solution
8. Control Step: Stabilizing
9. Control Step: Review
10. After the project
11. Summary of the Six Sigma approach

TRAINING METHOD

The methodology steps and tools are introduced through exercises. Participants carry out exercises to learn how to lead a project team.

As each DMAIC phase is carried out, an Excel workbook is created to document the outputs (charter, SIPOC, CTQ tree) and simple statistical measures (control charts, capability studies).

FOR MORE INFO

[Visit the website](#)

RECOMMENDED FOR

Future contributors to a Six Sigma project who want to participate effectively in an improvement team.

PREREQUISITES

No prerequisite.

DURATION

5 days.

NUMBER OF PARTICIPANTS

4 (min) to 12 (max)

DELIVERY METHOD

Onsite or [Remote session](#)

TRAINING MATERIALS

The participant's file, which contains the material presented during the training and the documents for the exercises. Training materials in digital format are made available to trainees a few days before the course.

LANGUAGES

Training material: English/
French/Romanian

Trainers: 25+ spoken languages by TRIGO trainers over the world

EVALUATION METHOD

Knowledge test (Multi Choice Questions)

TO GO FURTHER

Training: [OE013](#)

Consulting services for implementation in your company

[Contact Us](#)

TESTIMONIES

"Very interesting and effective training. A lot of examples and pedagogy. Christian masters his subject very well and accompanies us well."

Thierry D.,
CREDIT AGRICOLE

SECTORS: GENERIC OPERATIONAL EXCELLENCE

TRAINING QUALIFICATION CERTIFICATE

OBJECTIVES

- Understand your role as a Green Belt facilitator and leader of Six Sigma improvement teams
- Understand and apply the DMAIC project approach
- Know how to characterize a Green Belt Six Sigma project (charter and contract)
- Know how to build and effectively lead a team around a Six Sigma project
- Know how to use quality tools and simple statistical techniques at different steps of the DMAIC process
- Know how to present the progress of your Six Sigma project to the Champion in a concise and complete manner

TRAINING PROGRAM:

1. Introduction to Six Sigma.
2. « Define » Step, Part 1: Selecting priorities.
3. « Define » Step Part 2: Learning about the process.
4. "Measure" step Part 1: Choice of measurements and study the variations of measurement systems.
5. "Measure" step Part 2: Study the data variations.
6. "Analyze" step
7. "Improve" step Part 1: Study the results.
8. "Improve" step Part 2: Implement the solution.
9. "Control" step Part 1: Stabilize.
10. Control step (continued) Part 2: Review.

After the project

Synthesis of the Six Sigma approach

FINAL GREEN-BELT CERTIFICATION based on a project presentation (TRIGO certification): based on the implementation of a Six Sigma Green Belt project, validated by TRIGO at the various DMAIC stages of the project.

TRAINING METHOD

This training is offered in several sessions: 2 sessions of 2 days and 2 sessions of 3 days. The DMAIC steps and associated tools are taught based on a case study and exercises. During this training, it is recommended that participants apply the concepts and tools taught during the intersession on a Six Sigma project of their organization; feedback is given at the beginning of each session.

6 Sigma file in excel format is provided to allow the formalization of the 6 Sigma results and the use of simple statistical tools.

RECOMMENDED FOR

Operational or functional managers in charge of improving process performance

PREREQUISITES

Experience in the aerospace industry in product development, customer or supplier quality

DURATION

10 days

NUMBER OF PARTICIPANTS

3 (min) to 10 (max)

DELIVERY METHOD

Onsite or [Remote session](#)

TRAINING MATERIALS

Participant file including presentations delivered during the course and exercise materials. Training materials in digital format are made available to trainees a few days before the course

LANGUAGES

Training material: English, French

Trainers: 25+ spoken languages by TRIGO trainers over the world

EVALUATION METHOD

Knowledge test ((Multi Choice Questions: 60 questions) over approximately 2 hours

TO GO FURTHER

Consulting services for implementation in your company

[Contact Us](#)

**SECTORS: GENERIC
OPERATIONAL EXCELLENCE**○ **TRAINING QUALIFICATION CERTIFICATE****OBJECTIVES**

- Comprehend the overview and importance of Minitab®.
- Understand the worksheet and project formats.
- Know how to configurate Minitab® settings.
- Understand the Menu and Tools Bars.
- Know how to manipulate data.
- Know the various graphical analysis.
- Know how to create a report.
- Know the Assistant menu to make commonly used statistical analysis.

TRAINING PROGRAM:

1. Presentation of Minitab structure: Menu and tools Bars, worksheet and navigator.
2. Presentation of various graphical analysis.
3. Presentation of assistant menu for statistical analysis.
4. Minitab settings.
5. Data-handling exercises.
6. Common pitfalls.

TRAINING METHOD

The training is based on numerous exercises to help you to use the Minitab® menu.

For in-company training, preparation prior to the course enables developing company-specific exercises.

FOR MORE INFO

[Visit the website](#)

RECOMMENDED FOR

Anybody that would like to use Minitab® for statistical analysis

PREREQUISITES

Knowledge of statistical analysis methods
Need to have a Minitab license (not provided by Trigo)

DURATION

1 day

NUMBER OF PARTICIPANTS

3 (min) to 10 (max)

DELIVERY METHOD

Onsite or [Remote session](#)

TRAINING MATERIALS

Participant file including presentations delivered during the course and exercise materials. Training materials in digital format are made available to trainees a few days before the course.

LANGUAGES

Training material: English, French

Trainers: 25+ spoken languages by TRIGO trainers over the world

EVALUATION METHOD

Practical exercises with Minitab®

TO GO FURTHER

Consulting services for implementation in your company

[Contact Us](#)

SECTORS: GENERIC OPERATIONAL EXCELLENCE

TRAINING QUALIFICATION CERTIFICATE

OBJECTIVES

- Identify and manage strategic projects (reduction of process variability and/or process flow optimization).
- Use advanced statistical techniques appropriately at the DMAIC steps and apply them effectively in the context of a Lean 6 Sigma project.
- Apply the statistical tools that apply to data with non-normal distributions.
- Effectively integrate Lean tools into a DMAIC approach.
- Know how to use Minitab for statistical data analysis.

TRAINING PROGRAM:

SEQUENCE N° 1 (2 days)

Day 1: Define step - Part 1: Selecting priorities
 Day 2: Define step - Part 1 (cont'd)
 Define step - Part 2: Learning about the process
 Summary of the Define step

SEQUENCE N° 2 (2 days)

Day 3: Measure step
 Day 4: Measure step (cont'd)
 Summary of the Measure step

SEQUENCE N° 3 (3 days)

Day 5: Analyze step
 Day 6: Analyze step (cont'd)
 Day 7: Analyze step (cont'd)
 Summary of the Analyze step

SEQUENCE N° 4 (3 days)

Day 8: Improve step
 Day 9: Improve step (cont'd)
 Summary of the Improve step
 Control step - Part 1: "Stabilize & Standardize"
 Day 10: Control step - Part 2: Project closing review & Exam

TRAINING METHOD

This training is offered in several sessions: 2 sessions of 2 days and 2 sessions of 3 days. The DMAIC steps and associated tools are taught based on a case study and exercises. During this training, it is recommended that participants apply the concepts and tools taught during the intersession on a Six Sigma project of their organization; feedback is done at the beginning of each session.

6 Sigma file on excel format is provided to allow the formalization of the 6 Sigma project results and the use of basic statistical tools.

RECOMMENDED FOR

Qualified Green Belts wishing to evolve to support a breakthrough improvement approach

PREREQUISITES

Be Green-Belt qualified (diploma to be communicated to us) or if you don't have a diploma and think you have the Green-Belt level, we will offer you a knowledge test (3-hour quiz) to assess your entry level to the training course (contact us for an offer)

A laptop computer running Minitab statistical processing software. Please contact us for a license at a preferential rate

Have a 6 Sigma project at Black-Belt level to apply in intersession, the concepts taught

DURATION

10 days

NUMBER OF PARTICIPANTS

3 (min) to 9 (max)

DELIVERY METHOD

Onsite session

TRAINING MATERIALS

Participant file containing the training material and exercises. Training materials in digital format are made available to trainees a few days before the course

LANGUAGES

Training material: English, French

Trainers: 25+ spoken languages by TRIGO trainers over the world

EVALUATION METHOD

Knowledge test (Multi Choice Questions: 60 questions) over approximately 2 hours

TO GO FURTHER

Consulting services for implementation in your company

Contact Us

SECTORS: GENERIC OPERATIONAL EXCELLENCE

ATTESTATION OF QUALIFICATION

OBJECTIVES

- Understand its role in relation to the executive committee and Six Sigma project teams.
- Identify opportunities for Six Sigma projects.
- Define the Six Sigma project charter (purpose, objectives, resources, aids and constraints).
- Know how to monitor, evaluate and guide teams in the development / execution of their improvement projects.
- Know how to conduct progress reviews of a Six Sigma team at the various DMAIC milestones.
- Understand your role as Champion after the end of a Six Sigma project.

TRAINING PROGRAM:

1. Define: select the priorities.
2. Measure: find sources of variation.
3. Analyze: test the theories.
4. Improve.
5. Control: embed the changes and ensure sustainability.

TRAINING METHOD

The principles are learned through active teaching and teamwork.

FOR MORE INFO

[Visit the website](#)

RECOMMENDED FOR

Managers assigned as Champions or Sponsors of a 6 Sigma project

PREREQUISITES

No prerequisite

DURATION

3 days

NUMBER OF PARTICIPANTS

4 (min) to 12 (max)

DELIVERY METHOD

Onsite or [Remote session](#)

TRAINING MATERIALS

Participant file containing the training material and exercises. Training materials in digital format are made available to trainees a few days before the course

LANGUAGES

Training material: English, French

Trainers: 25+ spoken languages by TRIGO trainers over the world

EVALUATION METHOD

Knowledge test (Multi Choice Questions)

TO GO FURTHER

Training: [OE013](#)

Consulting services for implementation in your company

[Contact Us](#)

SECTORS: GENERIC OPERATIONAL EXCELLENCE

○ TRAINING QUALIFICATION CERTIFICATE

OBJECTIVES

- Introduction to the fundamental concepts of Lean manufacturing.
- Understand the stakes of Lean Manufacturing and how to deploy the Lean principles.
- Learn about the main improvement tools associated with Lean Manufacturing and be able to identify opportunities to use them in your company.

TRAINING PROGRAM:

1. Introduction to the productivity.
2. Lean concepts: adding value for the customer, eliminating waste (Muda), visual management, just-in-time (JIT), JIDOKA (or autonomation).
3. Activity designed to demonstrate the concepts and effects of JIT.
4. Implementation :
 - a. KAIZEN workshops.
 - b. Value Stream Mapping
 - c. The 3Ps (Design for lean).
5. Tools presentation :
 - a. 5S
 - b. SMED
 - c. TPM
 - d. Kanban.
 - e. The 3Ps
6. Opportunity to apply the Lean approach and use one or more tools, as well as the implementation strategy in its company

TRAINING METHOD

The training method is based on demonstrations inspired by numerous examples of actions carried out by TRIGO consultants. Comparison with your specific companies cases if made. An engaging and participative exercise illustrates the concepts of Just in Time.

FOR MORE INFO

[Visit the website](#)

RECOMMENDED FOR

Management teams. Process managers. Production supervisors. Continuous improvement managers

PREREQUISITES

No prerequisite

DURATION

1 day

NUMBER OF PARTICIPANTS

4 (min) to 12 (max)

DELIVERY METHOD

Onsite session

TRAINING MATERIALS

Participant file containing the training material and exercises. Training materials in digital format are made available to trainees a few days before the cours

LANGUAGES

Training material: English, French

Trainers: 25+ spoken languages by TRIGO trainers over the world

EVALUATION METHOD

Knowledge test (Multi Choice Questions)

TO GO FURTHER

Consulting services for implementation in your company

[Contact Us](#)

SECTORS: GENERIC OPERATIONAL EXCELLENCE

TRAINING QUALIFICATION CERTIFICATE

OBJECTIVES

- Achieve a rapid 20% increase in productivity, 30% space saving and an 80% reduction in work in progress.
- Understand and apply the lean manufacturing principles in your company.
- Take part in the complete on-site execution of a project: observation, analysis, redesign, implementation and measurement of results.

TRAINING PROGRAM:

1. Introduction to the concepts (MUDA, Jidoka, JIT, Lead Time, Kaizen).
2. Analyze and reorganize the sector:
 - Observe and analyze the activity onsite.
 - Identify operations with no added value.
 - Dismantle and move equipment, rearrange workstations and spaces.
 - Restart, improve, measure and verify results, review and assess.
3. Assess the results obtained in terms of space, cycle times, operator movement, productivity, lead times, etc.
4. Comparison with the targets set by the company.
5. Finalize the solutions into standardized processes.
6. Present the project to Top Management.

TRAINING METHOD

- Key principles of lean production.
- Immediate, real-life application in the workplace.
- Observe and measure the current state.
- Analyzing operators and products flows.
- Redesign and reorganize.
- Reorganization by the trainees (relocation of equipment, reorganization of workstations).
- Restart production and measure results.

This type of active, project-based learning requires long days and appropriate work clothes.

RECOMMENDED FOR

General Managers
Operational Management Teams
Continuous Improvement Managers

PREREQUISITES

No prerequisite

DURATION

2 to 3 days

NUMBER OF PARTICIPANTS

4 (min) to 12 (max)

DELIVERY METHOD

Onsite or [Remote session](#)

TRAINING MATERIALS

Participant file with presentations delivered during the course and exercise materials. Training materials in digital format are made available to trainees a few days before the course

LANGUAGES

Training material: English/
French/Romanian

Trainers: 25+ spoken languages by TRIGO trainers over the world

EVALUATION METHOD

Validation by the trainer of the ability to apply the principles and tools learned through practical exercises

TO GO FURTHER

Consulting services for implementation in your company

[Contact Us](#)

TESTIMONIES

"A very enriching training which will improve the way we organize our work and our methodology."

Maxime V.,
GRUAU

SECTORS: GENERIC OPERATIONAL EXCELLENCE

○ TRAINING QUALIFICATION CERTIFICATE

OBJECTIVES

- Understand the issues and the scope to which the VSM refers.
- Be prepared to list the main activities addressed by a VSM.
- Review the key principles of lean manufacturing.
- Build an existing flow map that is both understandable and well documented.
- Create a first level goal map and define the micro action plan for deployment.

TRAINING PROGRAM:

1. The major benefits of Value Stream Mapping, a strategic tool for the deployment of Lean.
2. The 3 phases of VSM
3. The 10 steps to build a current map.
4. The fundamental concepts of Lean Manufacturing.
5. The 8 key questions for building the target map.
6. Step-by-step guide to building the target map.
7. Measure expected gains.
8. Build the action plan to achieve the target map.
9. Prioritize and deploy the action plan.

TRAINING METHOD

Through a case scenario inspired by a company's real situation, the trainees are invited to create the 3 main parts of their first VSM (Situation Map, Lean Goals Map, Macro Action Plan). A step-by-step "solution" is used to ensure that the participants' level of learning progresses smoothly and that they really get to grips with the tool.

FOR MORE INFO

[Visit the website](#)

RECOMMENDED FOR

Design / Process / Industrialization / Methods / Production / Logistics / Maintenance Managers & Engineers
Quality Managers & Engineers
Industrial / Operational Manager
Head of department

PREREQUISITES

No prerequisite

DURATION

2 Days

NUMBER OF PARTICIPANTS

4 (min) to 12 (max)

DELIVERY METHOD

Onsite or [Remote session](#)

TRAINING MATERIALS

Course participant file with training presentations and exercise materials. Training materials in digital format are made available to trainees a few days before the course

LANGUAGES

Training material: English/ French/Romanian

Trainers: 25+ spoken languages by TRIGO trainers over the world

EVALUATION METHOD

The trainer validates the application of the principles and tools learnt through practical exercises

TO GO FURTHER

Training: [OE021](#)

Consulting services for implementation in your company

[Contact Us](#)

TESTIMONIES

" The VSM tool is explained and detailed step by step in a very practical way."

**Aurélien F.,
KUNH HUARD**

SECTORS: GENERIC OPERATIONAL EXCELLENCE

TRAINING QUALIFICATION CERTIFICATE

OBJECTIVES

- Learn how to prepare a time study to get real, specific and relevant results.
- Learn in a practical way to measure, to record and to determine the real cycle time of a production process.
- Understand how to use a REFA standardized form for production cycle times studies and result validation.
- Learn how to use cycle time data's, for Capacity Planning, Capacity Verification and to improve a production process earn a proven method for practical implementation in the work environment.

TRAINING PROGRAM:

1. Concept presentations.
2. Case studies.
3. Practical exercises.
4. Group discussions and group analysis of real-life situations.
5. Q&A.
6. Best practice tips and tricks.
7. Recommendations for long-term development.
8. Action Plans.

TRAINING METHOD

The training is based upon the Experimental Learning Principles (“learning by doing”).

The course will be delivered in an interactive manner : all the participants will be involved in the process.

The learning content will be transmitted through presentations (the theoretical background) and especially through specific exercises and case studies (related to the professional activity of the participants).

FOR MORE INFO

[Visit the website](#)

RECOMMENDED FOR

Process / Industrialization / Methods / Production / Maintenance Managers & Engineers

Project Managers

Anyone interested in time studies and work measurement

PREREQUISITES

No prerequisite

DURATION

2 days

NUMBER OF PARTICIPANTS

4 (min) to 12 (max)

DELIVERY METHOD

Onsite session

TRAINING MATERIALS

Participant file containing the training material and exercises. Training materials in digital format are made available to trainees a few days before the course

LANGUAGES

Training material: English, Romanian

Trainers: 25+ spoken languages by TRIGO trainers over the world

EVALUATION METHOD

The ability to apply the concepts and tools taught through practical exercises is validated by the trainer

TO GO FURTHER

Consulting services for implementation in your company

[Contact Us](#)

SECTORS: GENERIC OPERATIONAL EXCELLENCE

TRAINING QUALIFICATION CERTIFICATE

OBJECTIVES

- Discover the fundamentals and key steps to decrease changeover time.
- Learn a proven method for practical implementation in the work environment.
- Understand how the SMED tool fits into a Lean Manufacturing framework.

TRAINING PROGRAM:

1. Theory: SMED principles and benefits, impact on stocks and lead times.
2. Practice:
 - Observe and measure the current state.
 - Define and formalize the different steps timely quantified.
 - Breakdown all the process phases.
 - Separate external and internal operations.
 - Optimize the remaining operations by focusing on added value.
 - Simulate, test and implement large-scale solutions.
 - Measure intermediate results.
 - Standardize solutions implemented.
 - Measure the final results obtained.
 - Present results to plant management.

TRAINING METHOD

Learn by doing: After a principle's introduction, the participants undertake a practical project. They monitor and analyze the existing situation, then design, apply and improve the solutions that will enable them to meet the objectives established at the outset. The work is divided up and carried out in sub-groups, which regularly exchange and consolidate the results of their work.

FOR MORE INFO

[Visit the website](#)

RECOMMENDED FOR

Process / Industrialization
/ Methods / Production /
Maintenance Managers &
Engineers
Continuous improvement /
Lean Managers & Engineers
Quality Managers & Engineers

PREREQUISITES

No prerequisite

DURATION

2 to 4 days

NUMBER OF PARTICIPANTS

4 (min) to 12 (max)

DELIVERY METHOD

Onsite session

TRAINING MATERIALS

Participant file containing
the training material and
exercises. Training materials
in digital format are made
available to trainees a few
days before the course.

LANGUAGES

Training material: English,
French, Romanian

Trainers: 25+ spoken
languages by TRIGO trainers
over the world

EVALUATION METHOD

The ability to apply the
concepts and tools taught
through practical exercises is
validated by the trainer

TO GO FURTHER

Consulting services for
implementation in your
company

[Contact Us](#)

SECTORS: GENERIC OPERATIONAL EXCELLENCE

TRAINING ATTENDANCE CERTIFICATE

OBJECTIVES

- Understand and learn the 5S methodology and ensure its deep and sustainable application.
- Learn how to involve all employees in the 5S approach.
- Prevent method deployment pitfalls.

TRAINING PROGRAM:

1. 5S concepts, challenges, and impact on productivity.
2. Visit to the area(s) where the workshop(s) will be conducted
3. 1st Step: Sorting (Seiri) and identification of improvement opportunities
4. 2nd Step: Set in Order (Seiton) and identification of improvement opportunities
5. 3rd Step: Shine (Seiso) and identification of improvement opportunities
6. 4th Step: Standardise (Seiketsu) and identification of improvement opportunities
7. 5th Step: Sustain (Shitsuke) and identification of improvement opportunities
8. Evaluation of the results and action plan

TRAINING METHOD

Preliminary preparation stage is required in order to define 5S scope for the 5S workshop and meet the conditions for the training success.

Learn by doing: After a brief introduction, subgroups will apply the "5S" steps on the field. Improvement actions will be carried out by the operational staff (operators and managers) of the sectors being addressed. Several areas could be covered simultaneously.

FOR MORE INFO

[Visit the website](#)

RECOMMENDED FOR

All jobs. All sectors

PREREQUISITES

No prerequisite

DURATION

2 to 4 days

NUMBER OF PARTICIPANTS

4 (min) to 15 (max)

DELIVERY METHOD

Onsite session

TRAINING MATERIALS

Participant file including presentations delivered during the course, forms, and templates. Training materials in digital format are made available to trainees a few days before the course

LANGUAGES

Training material: English, French, Romanian, Turkish

Trainers: 25+ spoken languages by TRIGO trainers all over the world

EVALUATION METHOD

Workshop result assessment / or Knowledge test (Multi Choice Questions)

TO GO FURTHER

Consulting services for implementation in your company

[Contact Us](#)



SECTORS: GENERIC OPERATIONAL EXCELLENCE

TRAINING QUALIFICATION CERTIFICATE

OBJECTIVES

- Know practical ways to implement and manage the TPM methodology.
- Understand that the key to improvement is based on performance measurement.
- Understand the importance of a multi-disciplinary team.
- Empower users of equipment by including them in self-maintenance.
- Gain practical knowledge of self-maintenance methods and tools.

TRAINING PROGRAM:

1. Theoretical overview.
2. Practice.

TRAINING METHOD

Learn by doing: After explaining the key principles, the participants work on a real project on-site. They identify and assess the current situation, then develop, deploy and optimize solutions to achieve the objectives set at the start of the course. The work is divided and carried out in small groups, with regular sharing and validation of the outputs.

FOR MORE INFO

[Visit the website](#)

RECOMMENDED FOR

Process / Industrialization / Methods / Production / Maintenance Managers & Engineers

Continuous improvement / Lean Managers & Engineers
Quality Managers & Engineers

PREREQUISITES

No prerequisite

DURATION

2 to 4 days

NUMBER OF PARTICIPANTS

4 (min) to 12 (max)

DELIVERY METHOD

Onsite session

TRAINING MATERIALS

Participant file containing the training material and exercises. Training materials in digital format are made available to trainees a few days before the course

LANGUAGES

Training material: English, French, Romanian

Trainers: 25+ spoken languages by TRIGO trainers over the world

EVALUATION METHOD

The ability to apply the concepts and tools taught through practical exercises is validated by the trainer

TO GO FURTHER

Consulting services for implementation in your company

[Contact Us](#)



SECTORS: GENERIC OPERATIONAL EXCELLENCE

TRAINING ATTENDANCE CERTIFICATE

OBJECTIVES

- Learn how to design or to organize a workplace.
- Learn in a practical way to evaluate the existing conditions in the company.
- Learn how to measure the impact of repetitive tasks on the production operators.
- Understand how to measure the recommended lifting weights in the production activities.
- Learn to organize the office area working places.

TRAINING PROGRAM:

1. Concept presentations.
2. Case studies.
3. Practical exercises.
4. Group discussions and group analysis of real-life situations.
5. Q&A.
6. Best practice tips and tricks.
7. Recommendations for long-term development.
8. Action Plans.

TRAINING METHOD

The workshop is based upon the Experimental Learning Principles (“learning by doing”).

The course will be delivered in an interactive manner; all the participants will be involved in the process. The learning content will be transmitted through presentations (the theoretical background) and especially through specific exercises and case studies (related to the professional activity of the participants).

FOR MORE INFO

[Visit the website](#)

RECOMMENDED FOR

Process / Industrialization
/ Methods / Production /
Maintenance Managers &
Engineers

Continuous improvement /
Lean Managers & Engineers

Quality Managers & Engineers

Anyone interested in
ergonomics, anthropometrics
and workplace design.

PREREQUISITES

No prerequisite

DURATION

2 days

NUMBER OF PARTICIPANTS

4 (min) to 12 (max)

DELIVERY METHOD

Onsite session

TRAINING MATERIALS

Participant file containing
the training material and
exercises. Training materials
in digital format are made
available to trainees a few
days before the course

LANGUAGES

Training material: English,
Romanian

Trainers: 25+ spoken
languages by TRIGO trainers
over the world

EVALUATION METHOD

The ability to apply the
concepts and tools taught
through practical exercises is
validated by the trainer

TO GO FURTHER

Consulting services for
implementation in your
company

[Contact Us](#)





TRAINING COURSES

TECHNICAL SKILLS

SECTORS: AUTOMOTIVE
TECHNICAL SKILLS

○ TRAINING QUALIFICATION CERTIFICATE

OBJECTIVES

- Understand the specific requirements of North American car manufacturers.
- Understand the content of the CQI-9 manual: process tables, product audits.
- Identify the key points of the manual and the improvements required to achieve compliance.
- Know how to use the CQI-9 self-assessment questionnaire by carrying out a self-assessment exercise in the workshop.
- Launch the action plan to implement the manual.

TRAINING PROGRAM:

1. ½ day to be planned before the session to prepare the training
2. AIAG recommendations and specific requirements of NA car manufacturers
3. The objectives and scope of CQI-9.
4. Qualification of auditors, content of the questionnaire and requirements for the self-assessment report.
5. Requirements of section 1 (system) and section 2 (process).
6. Requirements for monitoring temperatures in furnaces.
7. Requirements for instrumentation to monitor and record furnace temperatures.
8. Requirements of Section 3 (technical) in relation to the applicable tables.
9. Requirements for audits
10. Plan and carry out a self-assessment

TRAINING METHOD

The training method alternates theory on the requirements of the CQI-9 handbook and application through exercises, followed by a practical self-assessment exercise.

FOR MORE INFO

[Visit the website](#)

RECOMMENDED FOR

Process / Industrialization
/ Methods / Maintenance
Managers & Engineers
Quality Managers & Engineers
Auditors

PREREQUISITES

Participant must have CQI-9 handbook edition 4 standard documentations, as it is not provided during the training

DURATION

2,5 days

NUMBER OF PARTICIPANTS

4 (min) to 12 (max)

DELIVERY METHOD

Onsite session

TRAINING MATERIALS

Participant file with presentations delivered during the course and exercise materials. Training materials in digital format are made available to trainees a few days before the course

LANGUAGES

Training material: English, French

Trainers: 25+ spoken languages by TRIGO trainers all over the world

EVALUATION METHOD

Knowledge test (Multi Choice Questions)

TO GO FURTHER

Consulting services for implementation in your company

[Contact Us](#)

TESTIMONIES

" Very good and dynamic training. Completely met my expectations."

Djamila Z.,
LISI AUTOMOTIVE

SECTORS: AUTOMOTIVE
TECHNICAL SKILLS

○ TRAINING QUALIFICATION CERTIFICATE

OBJECTIVES

- Understand the specific requirements of American car manufacturer customers.
- Be aware of the contents of the CQI-11 manual (self-assessment tables, product audit, etc.).
- Identify the key points of the manual and the gaps to be filled in order to comply with the manual.
- Learn how to use the self-assessment questionnaire in the CQI-11 manual through a self-assessment exercise in the workshop.
- Build an action plan to apply the handbook.

TRAINING PROGRAM:

1. ½ day to be planned before the session to prepare the training
2. Introduction: AIAG releases and specific requirements of US car manufacturers.
3. The objectives and scope of the CQI-11 handbook.
4. Auditor qualifications, questionnaire and requirements for the self-assessment report.
5. Responsibility requirements in section 1 (system type) and section 2 (process type)
6. Requirements for equipment.
7. Requirements for measuring and recording furnace temperatures.
8. The requirements of section 3 (technical) in line with the applicable tables.
9. Requirements relating to the auditor role
10. Preparing and carrying out the self-assessment in the company.

TRAINING METHOD

The training method alternates between theory on the requirements of the CQI-11 manual and application through exercises, followed by a practical self-assessment exercise.

FOR MORE INFO

[Visit the website](#)

RECOMMENDED FOR

Process / Industrialization
/ Methods / Maintenance
Managers & Engineers
Quality Managers & Engineers
Auditors

PREREQUISITES

Participant must have IQC-11 handbook edition 3 standard documentations, as it is not provided during the training

DURATION

2,5 days

NUMBER OF PARTICIPANTS

4 (min) to 9 (max)

DELIVERY METHOD

Onsite session

TRAINING MATERIALS

Participant file with presentations delivered during the course and exercise materials. Training materials in digital format are made available to trainees a few days before the course

LANGUAGES

Training material: English, French

Trainers: 25+ spoken languages by TRIGO trainers all over the world

EVALUATION METHOD

Knowledge test (Multi Choice Questions)

TO GO FURTHER

Consulting services for implementation in your company

[Contact Us](#)

**SECTORS: AUTOMOTIVE
TECHNICAL SKILLS**o **TRAINING ATTENDANCE CERTIFICATE****OBJECTIVES**

- Understand Li-Ion battery role in the EV cars, product types and operational quality parameters
- Knowing the key raw material required for battery cells
- Understand EV battery quality criteria for inspection and required equipment's for checking
- Know how to consider the safety risks and regulations
- Understand the importance of battery product validation. Knowing the battery testing standards and regulations

TRAINING PROGRAM:

1. Li-Ion battery technology: battery types, product & operational parameters
2. Battery cell raw material
3. Quality criteria for battery inspection
4. Safety risks and standards
5. Battery validation testing standard and regulation
6. Conclusion, Quiz & Training evaluation

TRAINING METHOD

The training method alternates between theory and application through practical exercises.

FOR MORE INFO

[Visit the website](#)

RECOMMENDED FOR

Public wishing to raise awareness of car batteries

PREREQUISITES

No prerequisites

DURATION

0,5 day.

NUMBER OF PARTICIPANTS

4 (min) to 9 (max)

DELIVERY METHOD

Onsite or [Remote session](#)

TRAINING MATERIALS

Participant file with presentations delivered during the course and exercise materials. Training materials in digital format are made available to trainees a few days before the course.

LANGUAGES

Training material: English / Hungarian

Trainers: 25+ spoken languages by TRIGO trainers all over the world

EVALUATION METHOD

Knowledge test (Multi Choice Questions)

TO GO FURTHER

Consulting services for implementation in your company

[Contact Us](#)



TRAINING COURSES

SOFT SKILLS

SECTORS: GENERIC SOFT SKILLS

TRAINING QUALIFICATION CERTIFICATE

OBJECTIVES

- Understand teaching methods and skills used to build a training course.
- Understand how to listen to customer needs in order to provide adequate training.
- Learn how to lead group exercises.
- Deal with delicate training situations.
- Evaluate the Training Course.
- Benefit from our experience and the "3A" Approach to train.

TRAINING PROGRAM:

1. Structure of a Training Module: Icebreaker / Teaching sessions / Closing activity.
2. How to run an icebreaker: attributes of a successful icebreaker, common icebreakers, trainer role playing.
3. Learning progress: Introduction to the 3A model, application examples, preparing and running short courses. The closing activity: characteristics of a closing activity, typical closing activities, trainer role playing.
4. The trainers' behaviors (reminders).
5. Design and develop a new training module, identify needs, create a scenario & storyboard, produce training materials.
6. Practical exercises.
7. My personal plan for improving my skills.

TRAINING METHOD

Each section of this course is based on our 3A learning model. Participants start with a fun team activity to discover the concept being taught. By the end of this activity, each participant will have understood and adopted the approach, applied it to the context of their organization and benefited from the interaction with other participants. The training also contains time for individual analysis so that each attendee can develop a post-training action plan.

FOR MORE INFO

[Visit the website](#)

RECOMMENDED FOR

Anyone who would like to become a trainer.

PREREQUISITES

No prerequisite.

DURATION

2 days

NUMBER OF PARTICIPANTS

4 (min) to 10 (max)

DELIVERY METHOD

Onsite or [Remote session](#)

TRAINING MATERIALS

Participant file with presentations delivered during the course and exercise materials. Training materials in digital format are made available to trainees a few days before the course

LANGUAGES

Training material: English, French

Trainers: 25+ spoken languages by TRIGO trainers all over the world

EVALUATION METHOD

Validation by the trainer of the ability to apply the concepts and tools taught through situational exercises

TO GO FURTHER

Consulting services for implementation in your company

[Contact Us](#)

GLOBAL TRAINING TRIGO SERVICES SALES CONTACT LIST

EUROPE & MIDDLE EAST

BELGIUM	Alice PAJOT	service.clients@euro-symbiose.fr	+ 33 2 51 13 95 36
CZECH REPUBLIC	Paulina HANGYA	paulina.hangya@trigo-group.com	+ 421 911 432 566
FRANCE	Alice PAJOT	service.clients@euro-symbiose.fr	+ 33 2 51 13 95 36
GERMANY	Nina MONSER	nina.monser@trigo-group.com	+ 49 152 532 786 86
HUNGARY	Edina HARTMANN	edina.hartmann@trigo-group.com	+ 36 30 729 9669
ITALY	Alice PAJOT	service.clients@euro-symbiose.fr	+ 33 2 51 13 95 36
POLAND	Marcin PASTERNAK	marcin.pasternak@trigo-group.com	+ 48 535 879 300
PORTUGAL	Ana PARDAL	ana.pardal@trigo-group.com	+ 351 961 020 251
ROMANIA	Ramona-Edelina BALINT	edelina.balint@trigo-group.com	+ 40 79 920 8257
SERBIA	Marko JOKSIMOVIC	marko.joksimovic@trigo-group.com	+ 381 60 60 50 151
SLOVAKIA	Paulina HANGYA	paulina.hangya@trigo-group.com	+ 421 911 432 566
SLOVENIA	Matej PAVŠEK	matej.pavsek@trigo-group.com	+ 386 41 291 134
SPAIN	Iago CRUZ	iago.cruz@trigo-group.com	+ 34 674 173 194
SWITZERLAND	Alice PAJOT	service.clients@euro-symbiose.fr	+ 33 2 51 13 95 36
TURKEY	Ergun YENIGUN	ergun.yenigun@trigo-group.com	+ 90 539 9207732
UNITED KINGDOM	Penny FRY	trigouk.info@trigo-group.com	+ 44 156 477 7740

NORTH AFRICA

MOROCCO	Karima EL HAMDIOUI	service.clients@euro-symbiose.ma	+ 212 6 91 00 06 46
TUNISIA	Karima EL HAMDIOUI	service.clients@euro-symbiose.ma	+ 212 6 91 00 06 46

ASIA

CHINA	Shuo CHEN	beijing.sec@trigo-group.com	+ 86 138 1000 6174
JAPAN	Shuo CHEN	beijing.sec@trigo-group.com	+ 86 138 1000 6174
INDIA	Abhishek MISHRA	abhishek.mishra@trigo-group.com	+ 91 860 010 7403
MALAYSIA	Shuo CHEN	beijing.sec@trigo-group.com	+ 86 138 1000 6174
SOUTH KOREA	Gihoon KIM	gihoon.kim@trigo-group.com	+ 82 10 4316 2233
VIETNAM	Shuo CHEN	beijing.sec@trigo-group.com	+ 86 138 1000 6174
THAILAND	Thanawat PHUTWAI	thanawat.phutwai@trigo-group.com	+ 66 89 83 48 188

AMERICAS

BRAZIL	Jennifer SANTOS	jennifer.santos@trigo-group.com	+ 55 19 3371-7290
CANADA	Selina KANJI	selina.kanji@trigo-group.com	+ 800 263-3735 ext. 3325
MEXICO	Lisuly GARNICA	lisuly.garnica@trigo-group.com	+ 52 (444) 165 0758
USA	Selina KANJI	selina.kanji@trigo-group.com	+ 800 263-3735 ext. 3325



TRIGO

Global Quality Solutions



**EXPERT IN QUALITY
OPERATIONAL EXCELLENCE
ESG & SUPPLY CHAIN**